

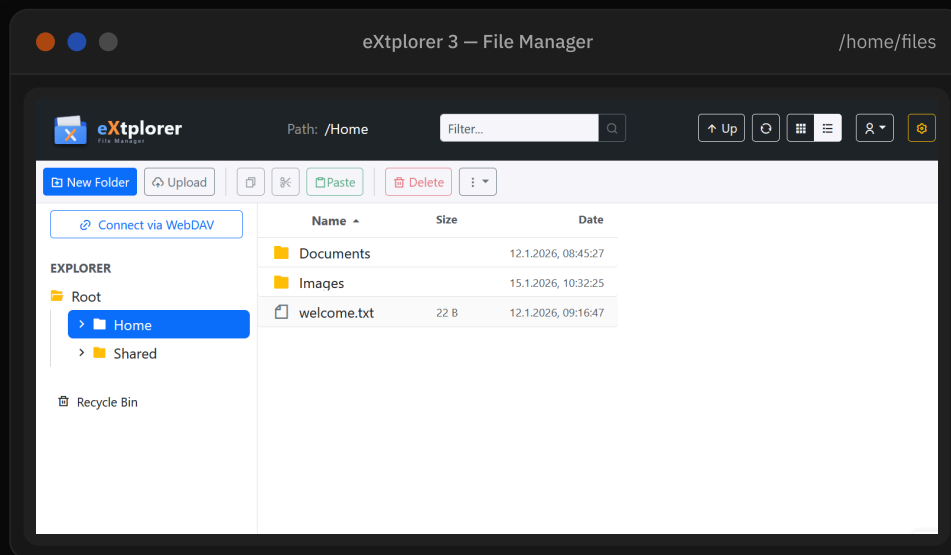


The Evolution of **Web File Management**

A modern, standalone file manager built for speed, security, and ease of deployment. Manage your files locally or remotely with a sleek interface.

[Download on GitHub](#)

[Read the Docs](#)



Powerful Features

Everything you need to manage files with a classic workflow and modern power.

CORE WORKFLOW



Modern UI

Sleek, responsive SPA powered by Vue.js 3 and Bootstrap 5 for a desktop-like experience.



Virtual File System

Manage Local files, or connect remotely via FTP and SFTP using the same interface.



Advanced Editor

Integrated Ace Editor with syntax highlighting for over 100 programming languages.



Rich Media

Native previews for Images, Video, Audio, and PDF files directly in the browser.

ACCESS & CONNECTIVITY



FTP Access

Built-in FTP support for legacy servers and seamless migration workflows.



Local Folder Mounts

Mount server-side folders as virtual volumes with per-user permissions.



Archive Management

Create and extract ZIP, TAR, and TAR.GZ archives directly in your browser.



Robust RBAC

Granular Role-Based Access Control with support for groups and detailed permissions.

SHARING & SECURITY



Send Files

Share large files with simple links, expiring transfers, and download tracking.



Public Sharing

Generate secure, password-protected links to share files and folders externally.



Recycle Bin

Safe deletion system with a dedicated trash can to restore accidentally removed files.



Two-Factor Auth


Enhanced account security with built-in TOTP support for 2-Step Verification.


Loading latest updates...


REQUIREMENTS

Lightweight & Fast

eXplorer 3 is designed to be minimal on resources while providing maximum performance. It's now a standalone application, making it easier to deploy than ever.

 PHP 8.1 or higher

 Apache or Nginx compatible

 No database required for basic setups

Required Extensions

Make sure these PHP extensions are enabled.

`intl`

`mbstring`

`gd`

`zip`

`curl`

`xml`

INSTALLATION

Get Started in Seconds

Deployment is as simple as uploading a single archive to your server. No complex installers, no database configuration needed.

Installation Options

Choose between local setup or Docker.

Local Installation

ZIP

Download the latest release ZIP from GitHub Releases.

Extract to your web server directory.

Ensure `writable/` is writeable by the web server user.

Apache works out of the box with `.htaccess`; for Nginx use `nginx.conf.example`.

Open the site URL and sign in.

Docker (GHC Images)

[COMPOSE](#)

Prebuilt images run as a multi-container setup with nginx and php-fpm. You must clone the full repository so the `docker/` directory is available.

Quick Start

```
`git clone` → `cd extplorer3` → `docker compose up -d`
```

Update

```
`docker compose pull` then `docker compose up -d`
```

Portainer: use the Repository method (not Web Editor) so configs are cloned. Images: `ghcr.io/soerenb/extplorer3:latest` + `nginx:alpine`.



© 2026 eXplorer Project

[GitHub](#) [License](#) [Documentation](#)