

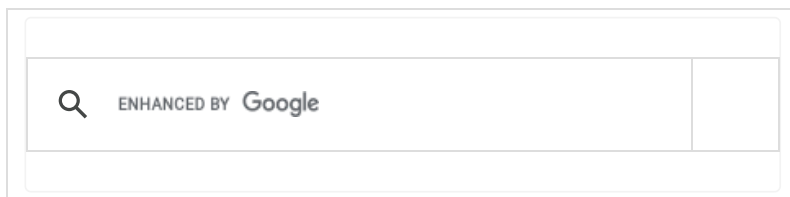


Discover more

Web Design & Development

DATABASE

Database



April 11, 2021 / adminastro

Simple Attendance Management System in PHP with Source Code

A simple project based on Attendance Management System which uses [PHP Language](#). Following PHP project contains all essential features which can be in use for the first-year, second-year IT students for their college projects. It has important features that will allow all the users to interact in a way that attendance systems interacts with students on basis of maintaining attendance. This system as well as the web application's concept is all clear, it's the same as real-life scenarios and well-implemented on it. To download free attendance system project in PHP with source code files, please scroll down to the bottom of this post for the Download button. [Online job portal](#)

Project Maintenance Update (2026)

1. Originally developed using PHP & MySQL.

Recommended For You

- Popular
- Recent
- Comments



Ecommerce Website

in PHP with Source Code

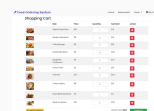
March 21, 2022



Invoice Management

System in PHP with Source Code

November 15, 2021



Food Ordering System

in PHP CodeIgniter with Source Code

May 18, 2021



Online Examination

System in PHP

- 2. Works with most modern PHP/MySQL setups; minor adjustments may be needed in rare cases.
- 3. Shared for learning, experimentation, and educational purposes.

About Attendance Management System Project

Moving on, this simple attendance system project in PHP focuses mainly on dealing with students regarding their attendance and records. Also, the system displays all the available data such as teacher’s details, student’s details, and their respective attendance. The project is divided into three categories: Admin Panel, Student Panel, and Teacher’s Panel. In an overview of this web app, the admin has access to create users as well as insert student and teacher data. Talking more about the project, the admin can view all available records on both students and teachers. In terms of the teacher’s account, he/she can filter student data and maintain his/her attendance under a particular subject. Besides, the student can only view records and attendance reports

Discover more

- Open Source > 1)
- Programming >
- Data Management

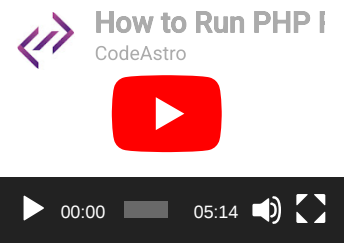
Last but not least, a clean and simple dashboard is presented with simple color combinations for a greater user experience while using this simple attendance system project in PHP. For its UI elements, a free open-source CSS framework; Bootstrap is on board. Presenting a new simple attendance management system project in PHP MySQL which includes an admin panel with student and teacher’s panel that contains all the essential features to follow up, and a knowledgeable resource for learning purposes.

[CodeIgniter with Source Code](#)

December 26, 2021

Project Categories

- o [C/C++ Programming](#) (2)
- o [C# Projects](#) (2)
- o [CodeIgniter Projects](#) (42)
- o [Django Projects](#) (17)
- o [Laravel Projects](#) (10)
- o [NodeJS Projects](#) (3)



How to Run PHP I
CodeAstro


00:00 / 05:14

Recent Projects

- o [Online Job Portal Project in PHP MySQL with Source Code](#)

Available Features:

- Admin Panel
- Student Panel
- Teacher Panel
- Add student & teacher data
- Filter teacher & students
- Maintain Attendance
- Attendance Report

Project Name:	Simple Attendance Management System
Language/s Used:	PHP
PHP version (Recommended):	5.6.3
 Database:	MySQL
Type:	Web Application
Developer:	Tushar Garg
Updates:	0

Simple Attendance Management System – Project Information

[Management system source](#)

Simple Attendance Management System in PHP

CodeAstro




Watch on

Instructions: How to Run?

- [Real Estate Website in Laravel PHP with Source Code](#)
- [Membership Management System in PHP with Source Code](#)
- [Clinic Management System in PHP Laravel with Source Code](#)
- [Sales and Invoice Management System in PHP Laravel with Source Code](#)

Tags

- AJAX
- BOOTSTRAP
- C#
- CODEIGNITER
- COLLEGE PROJECTS
- CONTEXT API
- CPROGRAMMING
- CSS
- DJANGO
- EJS
- EXPRESSJS
- FINAL YEAR PROJECT
- FLASK
- FREE SOURCE CODE
- HANDLEBARS
- HTML
- JAVASCRIPT
- JOB BOARD PHP
- JOB PORTAL PROJECT
- JOB PORTAL SYSTEM
- JQUERY
- LARAVEL
- LARAVEL REAL ESTATE WEBSITE

- After you finish downloading the project, [unzip](#) the project file and head over to your XAMPP directory.
- There you'll find a folder naming "htdocs".
- Inside the "htdocs" folder, paste the project folder (not the .zip one, but the extracted one).
- Open your favorite browser; we recommend using Google Chrome or Mozilla Firefox.
- Then, go to URL "<http://localhost/phpmyadmin>".
- Create a Database with a name that is provided inside the "01 LOGIN DETAILS & PROJECT INFO.txt".
- Click on the "Import" tab and choose the  [database](#) file (.sql) which is provided under the folder naming "DATABASE FILE".
- After setting up all these, go to URL "[http://localhost/\[ENTER_PROJECT_FOLDER_NAME_HERE\]](http://localhost/[ENTER_PROJECT_FOLDER_NAME_HERE])"
- All the login details are provided inside the project folder, check that out and enter in order to use it.

And there you have it, a full setup of Simple Attendance Management System Project in PHP MySQL. For this particular PHP project, PHP Version 5.6.3 is required because the project does not operate with the latest PHP version. So, users with the latest PHP version (greater than 5.6.3) might face various problems while operating it. As a result, you'll need to downgrade your PHP version (only if you're using the latest version) at the moment. Download Free Attendance Management System Project in PHP MySQL with Source Code. Still, more features can be added to it in order to make it more comprehensive. So, this simple attendance system is a quick simple PHP project for all the beginner levels that broads vast knowledge into such PHP web applications. In conclusion, this whole PHP project with free source code is an absolute project and a meaningful way for the users to learn and explore more onto it.

MATERIALIZE-CSS
 MONGODB MYSQL
 NODEJS NPM
 ONLINE RECRUITMENT SYSTEM
 PASSPORT PHP
 PHP MYSQL PROJECTS
 PHP PROJECTS FOR STUDENTS
 PHP REAL ESTATE WEBSITE
 PILLOW POSTGRESQL
 PYTHON
 REAL ESTATE WEBSITE
 REAL ESTATE WEBSITE PROJECT LARAVEL PHP
 SOCKET.IO SQLITE
 STUDENT PROJECTS
 TAILWIND CSS TKINTER
 VANILLAJS

Includes

- [About Us](#)
- [Cart](#)
- [Contact Us](#)
- [Privacy Policy](#)
- [Purchases](#)
- [Terms and Conditions](#)

- Discover more**
- Computer Servers >
- Scripting Languages >
- C & C++ >

Free Download Simple Attendance Management System Project in PHP with Source Code: Click the Download Button Below to Start Downloading

Note: Only for Educational Purpose



[Download Simple Attendance Management System in PHP with Source Code](#) Download

1 file(s) 0.00 KB

PHP PROJECTS

- BOOTSTRAP
- CSS
- HTML
- JAVASCRIPT
- MYSQL
- PHP

« [Hotel Management System in PHP with Source Code](#)
[Online Exam System in PHP with Source Code](#) »

79 comments



prax says:

April 13, 2021 at 8:04 am

i am not able to login it is showing error Data Management

[Reply](#)



nbadmin says:

April 13, 2021 at 6:09 pm

can you please tell me, what does the error message says?

Reply



Amit Pandharikar says:

March 21, 2022 at 6:45 pm

"http://localhost/[ENTER_PROJECT_FOLDER_NAME_HERE]...what to write in PROJECT FOLDER NAME pls tell

Reply



adminastro says:

March 21, 2022 at 9:30 pm

There you should enter the name of the project's folder

Reply



gwhaes says:

April 6, 2022 at 1:37 pm

the name of the unzipped folder that you moved to htdocs

Reply



Vicky Kumar Singh says:

May 3, 2022 at 12:07 pm

S_AttendanceMS

Reply



Tanmay Mishra says:

April 15, 2022 at 2:46 pm

Fatal error: Uncaught Error: Call to undefined function

mysql_connect() in

C:\xampp\htdocs\S_AttendanceMS\connect.php:3 Stack trace: #0

C:\xampp\htdocs\S_AttendanceMS\index.php(19): include() #1

{main} thrown in C:\xampp\htdocs\S_AttendanceMS\connect.php

on line 3 [Web Design & Development](#)

Reply



adminastro says:

April 15, 2022 at 9:26 pm

This is due to your LATEST PHP version. This project requires PHP 5.6 (as mentioned in the project overview table) Still, you can try using *mysql_connect* as in the connection file

Reply



Laraib Khan says:

May 26, 2024 at 10:35 am

same problem

Reply

Discover more

Development Tools >

Project management software >

Database management tools >



Prax says:

April 29, 2021 at 11:54 am

Uncaught error its showing

Reply



nbadmin says:

April 29, 2021 at 12:24 pm

under which section? [Programming](#)

Reply



prax says:

April 29, 2021 at 1:45 pm

Uncaught Error: Call to undefined function mysql_connect() in
C:\xampp1\htdocs\S_AttendanceMS\S_AttendanceMS\connect.php:3
Stack trace: #0
C:\xampp1\htdocs\S_AttendanceMS\S_AttendanceMS\index.php(19):
include() #1 {main} thrown in
C:\xampp1\htdocs\S_AttendanceMS\S_AttendanceMS\connect.php on
line 3
this error its showing

Reply



nbadmin says:

April 29, 2021 at 3:56 pm

that's all due to your PHP version 7; mysql_connect is deprecated.
for now, we recommend using PHP 5.6.3, it works fine.
we have already mentioned about recommended PHP version to use for
specific projects under the description

Reply



aini says:

October 21, 2021 at 7:55 am

so how can i solve this [Management system source](#)

Reply



adminastro says:

October 21, 2021 at 8:06 pm

A simple solution is that you can either change your PHP version
or try changing mysql_connect into mysqli_connect as in the
connection file.

Reply



Yogesh Pandit says:

March 9, 2022 at 6:18 pm

Please Can You Do This Project In Postgresql Database Or Give
its PgsqL Queries in PHP. 🙏🙏



Kajal Gangele says:

January 5, 2022 at 6:46 pm

I m not able reach the website localhost/S_AttendanceMS/

Reply



adminastro says:

January 5, 2022 at 7:37 pm

Any error messages? or anything displayed on your screen?

Reply



Prax says:

April 30, 2021 at 5:41 am

Okay thank you [Online job portal](#)

Reply



sulyan says:

May 11, 2021 at 3:46 am

Warning: mysql_fetch_array() expects parameter 1 to be resource, boolean given in C:\xampp\htdocs\AttendanceMS\teacher\report.php on line 146

This is my problem

[Reply](#)



adminastro says:

May 11, 2021 at 3:56 am

please do check if the database is selected or not with the proper DB name as mentioned in config files.

[Reply](#)



Fra says:

November 12, 2021 at 4:43 am

Is the "reports" table suppose to be empty?

[Reply](#)



adminastro says:

November 12, 2021 at 9:57 am

nope [Data Management](#)

[Reply](#)



Amit Pandharikar says:

March 21, 2022 at 8:34 pm

U have stored some record in database.I cant able to remove it.PLS tll how to remove it



adminastro says:

March 21, 2022 at 9:31 pm

You can remove the record using the system or simply make changes from the database file



marlon says:

September 19, 2021 at 9:57 am

Can I upload this to a free hosting website? Thanks by changing the database name, user and password?

[Reply](#)



adminastro says:

September 19, 2021 at 11:54 am

No, these shared projects are only for educational purposes!

[Reply](#)



Glenn Joy Ramas says:

October 9, 2021 at 11:02 am

Thanks, I already figured it out! [Real estate website](#)

[Reply](#)



sanjay says:

December 28, 2021 at 9:54 pm

Fatal error: Uncaught Error: Call to undefined function mysql_connect() in C:\xampp\htdocs\S_AttendanceMS\connect.php:3 Stack trace: #0 C:\xampp\htdocs\S_AttendanceMS\index.php(19): include() #1 {main} thrown in C:\xampp\htdocs\S_AttendanceMS\connect.php on line 3

[Reply](#)



adminastro says:

December 28, 2021 at 10:10 pm

that's due to your latest PHP version. This project requires PHP 5.6 (as mentioned in the project overview table)

[Reply](#)



sanjay says:

December 29, 2021 at 12:09 am

give me some solution except version 5.6 case

[Reply](#)



adminastro says:

December 29, 2021 at 11:03 am

Try changing `mysql_connect` into `mysqli_connect`

[Reply](#)



Adithya says:

April 12, 2022 at 7:29 am

even though the problem persists

 **Web Design & Development**



adminastro says:


April 12, 2022 at 11:14 am

This project requires PHP 5.6



Akshay S says:

June 25, 2022 at 1:47 pm

can u tell me how to configure the  **database** with the website and how to change mysql_connect into mysqli_connect

i am trying to learn from this sample for an upcoming mini project @ college....!



adminastro says:

June 25, 2022 at 1:53 pm

I don't think changing that'll work out. This project requires PHP 5.6



sanjay says:

December 29, 2021 at 11:54 pm

Deprecated: mysql_connect(): The mysql extension is deprecated and will be removed in the future: use mysqli or PDO instead in C:\xampp\htdocs\virtual_headcount\connect.php on line 3
Cannot found database

[Reply](#)



adminastro says:

December 30, 2021 at 11:27 am

this project requires PHP 5.6 in order to operate properly!

[Reply](#)



sanjay says:

December 30, 2021 at 12:00 am

Warning: Unsupported declare 'strict_types' in

C:\xampp\phpMyAdmin\index.php on line 8 [Online job portal](#)

Warning: Unsupported declare 'strict_types' in

C:\xampp\phpMyAdmin\libraries\common.inc.php on line 33

PHP 7.1.3+ is required.

Currently installed version is: 5.6.3

[Reply](#)



okurut jonathan says:

January 6, 2022 at 11:00 am

Help me with the project report

[Reply](#)



adminastro says:

January 6, 2022 at 6:23 pm

Sorry, we don't have it!

[Reply](#)



okurut jonathan says:

January 6, 2022 at 11:02 am

Help me with this project report,its nice

[Reply](#)



adminastro says:

January 6, 2022 at 6:24 pm

Sorry, we don't have it!

[Reply](#)



kiran says:

January 8, 2022 at 9:11 pm

Fatal error: Uncaught Error: Call to undefined function mysql_connect() in C:\xampp\htdocs\S_AttendanceMS\connect.php:3 Stack trace: #0 C:\xampp\htdocs\S_AttendanceMS\index.php(19): include() #1 {main} thrown in C:\xampp\htdocs\S_AttendanceMS\connect.php on line 3

[Data Management](#)

[Reply](#)



adminastro says:

January 8, 2022 at 9:28 pm

That's all due to your PHP version 7; mysql_connect is deprecated. This project requires PHP 5.6 (as mentioned in the project overview table)

[Reply](#)



sonali jharkhariya says:

April 13, 2022 at 10:58 am

what we do now

[Reply](#)



kiran says:

January 8, 2022 at 11:11 pm

i also changed to mysqli_connect still showing error

Reply



adminastro says:

January 9, 2022 at 8:56 pm

Then it needs PHP v 5.6

Reply



Raihan says:

February 12, 2022 at 11:51 pm

I have a question how should i preview this source code in browser. It still appear in code when i try to preiew in chrome. [Real estate website](#)

Reply



adminastro says:

February 13, 2022 at 9:52 pm

Use text editors in order to preview the code lines.

Reply



opiyo isaac says:

March 10, 2022 at 4:02 pm

how do we install php version 5.6.3

Reply



adminastro says:

March 10, 2022 at 11:13 pm

download xampp from SourceForge, you'll be able to get a number of different versions of it!

[Reply](#)



ujjwal singh Rajput says:

March 20, 2022 at 7:43 pm

i'm not able to login it's showing like this....

```
Fatal error: Uncaught Error: Call to undefined function mysql_connect() in
C:\xampp\htdocs\S_AttendanceMS\connect.php:3 Stack trace: #0
C:\xampp\htdocs\S_AttendanceMS\index.php(19): include() #1 {main}
thrown in C:\xampp\htdocs\S_AttendanceMS\connect.php on line 3
```

[Reply](#)



adminastro says:

March 20, 2022 at 9:44 pm

This is due to your LATEST PHP version. This project requires PHP 5.6 in order to work properly (as mentioned in the project overview table)

[Web Design & Development](#)

[Reply](#)



sonali jharkhariya says:

April 13, 2022 at 12:23 pm

Deprecated: mysql_connect(): The mysql extension is deprecated and will be removed in the future: use mysqli or PDO instead in C:\xampp1\htdocs\S_AttendanceMS\connect.php on line 3
Cannot found database

plz suggest me

[Reply](#)



adminastro says:

April 13, 2022 at 3:22 pm

This means you have the latest PHP version installed on your local machine. This particular project requires PHP 5.6 in order to operate (as mentioned in the project overview table). Also, you haven't configured the database.

Reply



Gloria says:

April 13, 2022 at 8:48 am

I cannot get PHP 5.6.3 to work due to errors while logging in to the PHPMysqlAdmin. Could this be due to the 5.6 version is no longer supported? This is the error that I'm encountering, please help.

MySQL said: Documentation

#2054 – Server sent charset unknown to the client. Please, report to the developers

mysqli_real_connect(): Server sent charset (255) unknown to the client.

Please, report to the developers

mysqli_real_connect(): (HY000/2054): Server sent charset unknown to the client. Please, report to the developers

Connection for controluser as defined in your configuration failed.

mysqli_real_connect(): Server sent charset (255) unknown to the client.

Please, report to the developers

mysqli_real_connect(): (HY000/2054): Server sent charset unknown to the client. Please, report to the developers

phpMyAdmin tried to connect to the MySQL server, and the server rejected the connection. You should check the host, username and password in your configuration and make sure that they correspond to the information given by the administrator of the MySQL server. [Open Source](#)

Reply



adminastro says:

April 13, 2022 at 3:18 pm

Simply get a whole new XAMPP having PHP 5.6 from SourceForge

[Reply](#)



sonali jharkhariya says:

April 13, 2022 at 10:55 am

on login pannel i do anything this shows -Fatal error: Uncaught Error: Call to undefined function mysql_connect() in

C:\xampp\htdocs\S_AttendanceMS\connect.php:3 Stack trace: #0

C:\xampp\htdocs\S_AttendanceMS\signup.php(6): include() #1 {main}

thrown in C:\xampp\htdocs\S_AttendanceMS\connect.php on line 3 plz

suggest its very urgent

[Reply](#)



adminastro says:

April 13, 2022 at 3:23 pm

This means you have the latest PHP version installed on your local machine. This particular project requires PHP 5.6 in order to operate (as mentioned in the project overview table). Also, you haven't configured the database.

[Reply](#)



gift says:

May 2, 2022 at 8:38 pm

i can't log in show error in the concep line 3. please help me

[Reply](#)



adminastro says:

May 2, 2022 at 9:50 pm

First, make sure of db connection. Second, this project requires PHP 5.6 in order to operate (as mentioned in the project overview table and text file) [📄 Online job portal](#)

Reply



Vicky Kumar Singh says:

May 3, 2022 at 12:12 pm

problem after login

Fatal error: Uncaught Error: Call to undefined function mysql_connect() in C:.....

Reply



adminastro says:

May 3, 2022 at 9:22 pm

This is due to your LATEST PHP version. This project requires PHP 5.6 (as mentioned in the project overview table and text file)

Reply



Tejasvini Bahadure says:

May 20, 2022 at 8:53 am

hey...want to chnage the details of login like password and username of the admin that you provided but showing error..what's the solution...

Reply



adminastro says:

May 20, 2022 at 12:34 pm

There ain't such feature in the system that allows users to change the password [i guess]. Still, you can modify the details from the db

Reply



Ali Hassan says:

August 14, 2022 at 12:02 pm

Kindly share the complete Documentation of this projet.I really appreciate your work and wants its documentation. [Data Management](#)

Reply



adminastro says:

August 14, 2022 at 10:33 pm

we don't have it

Reply



Pralhad Thakre says:

September 7, 2022 at 12:43 am

i am not able to login it is showing error
It's showing fatal error in connect.php line 3

Reply



adminastro says:

September 7, 2022 at 11:03 am

First, check your db connection and if it's all fine, then that's due to your LATEST version of PHP. This project requires PHP 5.6 [as mentioned in the project overview table and text files]

Reply



Khalil says:

February 7, 2023 at 6:37 pm

Why all tables are empty

Reply



adminastro says:

February 7, 2023 at 9:12 pm

Do you have records in the [database?](#) [Networking](#)

Reply



Sisir Pradhan says:

February 28, 2023 at 3:32 am

please can you give the link of php 5.6

Reply



adminastro says:

March 1, 2023 at 9:18 am

You can get it from SourceForge!

Reply



Wajahat Ali Khan says:

May 30, 2023 at 6:11 pm

<https://www.youtube.com/watch?v=Uto36GI6HIg>

in this video you able to update php version

Reply



Wajahat Ali Khan says:

May 30, 2023 at 6:10 pm

Sir new generated

Warning: Unsupported declare 'strict_types' in
C:\xampp\phpMyAdmin\index.php on line 3
PHP 7.2.5+ is required.

Currently installed version is: 5.6.30

[Reply](#)



Michael De Guzman says:

May 30, 2023 at 8:30 pm

Deprecated: mysql_connect(): The mysql extension is deprecated and will
be removed in the future: use mysqli or PDO instead in
C:\xampp\htdocs\KLD_AttendanceMonitoring\admin\connect.php on
line 4

IM 5.6.3 PHP

[Reply](#)



Laraib Khan says:

May 26, 2024 at 7:34 pm

help please

[Reply](#)



Germen says:

November 28, 2024 at 9:27 pm

This system is super awesome but what I've wanted is the attendance
management system that also give a QR code to be used by students and
teachers to check-in and check-out for their attendance records. 😞 But I
don't know how this our instructors want us to present tomorrow evening
but I don't know how to make a system. 😞

[Reply](#)

Leave a Reply

Your email address will not be published. Required fields are marked *

Comment *

Name *

Email *

Website

Save my name, email, and website in this browser for the next time I comment.

 I'm not a robot reCAPTCHA

Post Comment

WordPress Theme: Wellington by ThemeZee.