

Acer Answers

Enter your question or keyword to search our knowledge base

ACER ANSWERS > SECURITY & VULNERABILITIES

PredatorSense and NitroSense Software v3 Security Vulnerability Information

By **Blayn-Acer** Last Updated: May 22, 2026

PredatorSense and NitroSense Software require an update to resolve a security vulnerability

PredatorSense and NitroSense Software require an update to resolve a security vulnerability

A security vulnerability has been identified that requires users to update their PredatorSense and NitroSense software to the latest versions.



Acer PredatorSense 3.x (before 3.00.3196) and NitroSense 3.x (before 3.01.3052) contain a Local Privilege Escalation (LPE) vulnerability. The programs expose a Windows Named Pipe that uses a custom protocol to invoke internal functions. This Named Pipe is misconfigured, allowing any authenticated local user to execute arbitrary code with NT AUTHORITY\SYSTEM privileges and to delete arbitrary files with SYSTEM privileges.

Read in other languages

English ▾

On This Page

Assistance by Acer

	
Drivers and Downloads	Acer Support Videos



By leveraging this vulnerability, an attacker can execute arbitrary code on the target system with elevated privileges.

Resolution:

Acer PredatorSense version V3.00.3198 and NitroSense version V3.01.3056 contain a resolution to this vulnerability. Please go to the Acer Support website, Drivers and Manuals section, to download the latest PredatorSense or NitroSense version for your device.

Update Instructions:


1. Visit the [Acer Drivers and Manuals page](#).
2. Enter your serial number or SNID and press **Enter**.
3. Click on **Application**, then click on the **Download** link next to the PredatorSense or NitroSense Application.
4. Locate and unzip the file you downloaded.
5. Run the **Setup.exe** file to install the software.

Credit to:

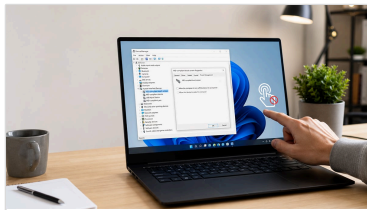
Artem Domarev, University of Hradec Králové

Disclaimer

THE ABOVE INFORMATION IS PROVIDED "AS IS" IN CONNECTION WITH ACER PRODUCTS AND THOSE OF OUR SUPPLIERS. YOUR USE OF THE INFORMATION OR MATERIALS LINKED FROM THIS PAGE IS AT YOUR OWN RISK. ACER RESERVES THE RIGHT TO CHANGE OR UPDATE THIS PAGE AT ANY TIME.

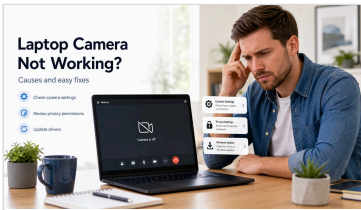


Latest Insights and Innovations from Acer Corner



How To Disable The Touchscreen On a Windows 11 Laptop

If your laptop has a damaged display, ghost touches, or too..



Laptop Camera Not Working? Easy Fixes For You To Try

A laptop camera can stop working for several reasons....



What Parts of a Laptop Can and Can't Be Upgraded

Laptop upgrades are not as simple as desktop PC upgrades. With a desktop, most major parts are...

[Read More >>](#)



Swift Series Intel® Evo™



Game Pass
Game Pass



Acer Corner
The Official Acer Blog



Gaming on Chromebook

Feedback

Power On

[More](#)

[More](#)

[More](#)

Gaming on Chromebook

[More](#)

[Back To Top](#)

Products

expand_more

Support

expand_more

Resources

expand_more

About Acer

expand_more

Sustainability

expand_more

[Privacy Policy](#)

[Cookie Policy](#)

[Legal Notice](#)

[Additional Legal Information](#)

[Accessibility Policy](#)

© 2024 Acer Inc.

Feedback