

# Acer Answers

Enter your question or keyword to search our knowledge base

ACER ANSWERS > SECURITY & VULNERABILITIES

## Security Advisory: Firmware Update for Acer Connect W6x Router

By Blayn-Acer Last Updated: May 28, 2026

### Overview

Acer has released a routine security firmware update for the Acer Connect W6x router. This update addresses potential system vulnerabilities identified through security research, including opportunities to strengthen authentication mechanisms, refine access controls, and prevent unauthorized input execution.

Acer encourages all users to update their devices to the latest firmware version to ensure optimal system protection and performance.

### Affected Versions

Acer Connect W6x routers running firmware version **W6x\_GBL\_2.00.000005** or earlier.

### Vulnerability Details


### Read in other languages

English ▾


### On This Page

- Overview
- Affected Versions
- Vulnerability Details
- Resolution
- Credit
- Disclaimer

### Assistance by Acer



Drivers and Downloads



Acer Support Videos

Feedback

## 1. Debug Service Authentication

- **Description:** Enhanced security on TCP port 9000 by ensuring proper authentication controls are applied to the debugging interface ( /sbin/mtk\_dut ), preventing unauthorized LAN-based interactions.
- **Severity Score:** High (8.7)
- **CVSS 4.0 Vector:**  
CVSS:4.0/AV:A/AC:L/AT:N/PR:N/UI:N/VC:H/VI:H/VA:H/SC:L/SI:L/SA:L
- **CWE Identifier:** CWE-306 (Missing Authentication)

## 2. Web Interface Input Validation

- **Description:** Refined input validation for the Wi-Fi device blocking feature within the Web Admin Panel to properly handle MAC address fields and prevent unexpected system command execution.
- **Severity Score:** High (8.6)
- **CVSS 4.0 Vector:**  
CVSS:4.0/AV:N/AC:L/AT:N/PR:H/UI:N/VC:H/VI:H/VA:H/SC:N/SI:N/SA:N
- **CWE Identifier:** CWE-77 (Command Injection)

## 3. Authentication Protocol Verification

- **Description:** Improved handling of HTTP Authorization headers for endpoints serving the Acer Connect application, ensuring malformed requests are promptly rejected rather than bypassing authentication checks.
- **Severity Score:** Critical (10.0)
- **CVSS 4.0 Vector:**  
CVSS:4.0/AV:N/AC:L/AT:N/PR:N/UI:N/VC:H/VI:H/VA:H/SC:H/SI:H/SA:H
- **CWE Identifier:** CWE-287 (Improper Authentication)

## 4. MQTT Broker Access Control



### Related Articles

Security Advisory: Upcoming Firmware Update for Acer Wave 7 Router

Predator Connect W6 Router  
Frequently Asked Questions

Predator Connect W6 Router can  
Receive Over-the-Air Firmware Updates  
to Improve Security

Security Advisory Regarding  
Vulnerability in Certain Trusted  
Platform Module (TPM) Chipsets

- **Description:** Strengthened access control lists (ACLs) within the local MQTT messaging broker to restrict wildcard topic subscriptions and limit message visibility to authorized actors.
- **Severity Score:** High (8.3)
- **CVSS 4.0 Vector:**  
CVSS:4.0/AV:N/AC:L/AT:N/PR:L/UI:N/VC:H/VI:N/VA:N/SC:H/SI:N/SA:N
- **CWE Identifier:** CWE-284 (Improper Access Control)

## 5. MQTT Payload Sanitization

- **Description:** Added application-level payload sanitization to the MQTT broker processing logic to safely filter incoming messaging strings and mitigate the risk of arbitrary code execution.
- **Severity Score:** Critical (10.0)
- **CVSS 4.0 Vector:**  
CVSS:4.0/AV:N/AC:L/AT:N/PR:N/UI:N/VC:H/VI:H/VA:H/SC:H/SI:H/SA:H
- **CWE Identifier:** CWE-77 (Command Injection)

## Resolution


All of the vulnerabilities mentioned above have been resolved in firmware versions

**W6x\_GBL\_2.00.000008** and later. You should update your device to the latest firmware using the instructions below.

## How to Update Your Firmware:

1. Connect your computer to your Acer Connect W6x router using an Ethernet cable or Wi-Fi network.
2. Open a web browser and navigate to the router admin console ( <http://192.168.76.1> or <http://acerconnect.com> ).
3. Log in using your administrator credentials.
4. Navigate to **System > Firmware Update**.
5. Select **Check for Updates**.

6. Follow the on-screen prompts to download and install firmware version **W6x\_GBL\_2.00.000008** or later.

 Do not restart or unplug the router while the update is in progress.

## Credit

Acer would like to thank security researcher **rethesis** for discovering and reporting these items.

## Disclaimer

THE ABOVE INFORMATION IS PROVIDED "AS IS" IN CONNECTION WITH ACER PRODUCTS AND THOSE OF OUR SUPPLIERS. YOUR USE OF THE INFORMATION OR MATERIALS LINKED FROM THIS PAGE IS AT YOUR OWN RISK. ACER RESERVES THE RIGHT TO CHANGE OR UPDATE THIS PAGE AT ANY TIME.

---

## Latest Insights and Innovations from Acer Corner



### Best Early Game Tips for Subnautica 2

Subnautica 2 beginners should focus on scanning...



### Enabling Local AI Workflows with the Acer Veriton GN100 and NVIDIA NemoClaw

Artificial intelligence is rapidly evolving



### MacBook Neo vs. Chromebook: Why Schools Still Need Chromebooks

The MacBook Neo may be Apple's strongest low-cost MacBook yet, but Chromebooks still make more sen...

[Read More >>](#)



### Swift Series Intel® Evo™

Power On

[More](#)



### Game Pass

Game Pass

[More](#)



### Acer Corner

The Official Acer Blog

[More](#)



### Gaming on Chromebook

Gaming on Chromebook

[More](#)

[Back To Top](#)

[Products](#)

[Support](#)

[Resources](#)

[expand\\_more](#)  
[expand\\_more](#)  
[expand\\_more](#)

Feedback

**About Acer**

**Sustainability**

expand\_more

expand\_more

[Privacy Policy](#)

[Cookie Policy](#)

[Legal Notice](#)

[Additional Legal Information](#)

[Accessibility Policy](#)

© 2024 Acer Inc.

Feedback