



CURRENCY USD (\$) ▾

# Yoast Duplicate Post

The essential tool if you're working on your content regularly

## Easily clone posts and pages

- ✓ Create exact copies of posts or pages with a single click
- ✓ Bulk clone multiple items from the post list view
- ✓ Instantly open duplicates as drafts ready for editing
- ✓ Trusted by 3+ million websites
- ✓ It's 100% free!

[Download Yoast Duplicate Post for free »](#)

## Yoast Duplicate Post is your new best friend

Ever wanted to quickly make a copy of a post in WordPress to work on some changes without the risk of ruining the published post?

Are you in need of an easy way to duplicate a page for a new service or product?

You're in luck, because these are just some of the ways you can use the Yoast Duplicate Post plugin.

[Download Yoast Duplicate Post](#)

complete editorial flow to quickly build landing pages to boost your SEO.



Simply Clone a post or make a New Draft to start working on it right away

Awesome, right? Best of all, it's free! Find out why over 3 million users trust the Yoast Duplicate Post plugin to save them precious time and prevents frustrations.

[Download it now on WordPress.org »](#)

## What does Yoast Duplicate Post do?

The Yoast Duplicate Post plugin lets you duplicate any post or page in WordPress — with one click. Of course, you could copy a page by hand if you like, but that doesn't duplicate things like the featured image, meta data or the SEO optimizations you've made in Yoast SEO. The Yoast Duplicate Post plugin allows you to copy *everything* over, with one click. It is always easier and faster to start from a copy!

## What do people use the Yoast Duplicate Post plugin for?

A lot! Here at Yoast, it has become an integral part of our editorial workflow. We do a lot of content updates and we don't like to work in the published version of the post. For big updates, we always make a copy. In that copy, we do our work — updating the content, replacing images and improving the SEO of articles. Once done, we copy everything back to the original post and delete the draft. Easy peasy!

This is just one example. People like to duplicate posts and pages for loads of things:

1. As a way to quickly convert existing sales pages for new products
2. To make backups of all-important posts and pages

[Download Yoast Duplicate Post](#)

6. Et cetera

7. Et cetera

The main takeaway? This plugin helps you speed up your processes and improve your workflow. All that with a simple *Clone* button.

## CURRENCY

### Unlock powerful premium features with Yoast SEO Premium

Save time and improve your SEO with all premium features, and get full access to all the Yoast SEO Academy courses!

[Get Yoast SEO Premium »](#)


Only \$9.90 / month, billed annually at \$118.80  
(ex VAT)

## Features of the Yoast Duplicate Post plugin

The Duplicate Post plugin is built to blend into the background, allowing you to work without noticing it. You can customize the plug so that it fulfils its duty in a way that makes sense to you.

### Two modes: Clone or New Draft

The Yoast Duplicate Post plugin adds two simple links to your post overview: Clone and New Draft. Simply click the Clone button to make a copy of that specific post or page. Click the New Draft link to copy that post or page and open it in the editor right away. You can also do this straight from the admin bar in the post editor or from the post settings itself — look for the *Copy to a new draft* link.



*Copy to a new draft straight from the WordPress admin bar*

## Download Yoast Duplicate Post

buttons appear.

The screenshot shows the 'What to copy' settings for the Yoast Duplicate Post plugin. The settings are organized into three tabs: 'What to copy', 'Permissions', and 'Display'. The 'What to copy' tab is selected and contains the following options:

- Title
- Date
- Status
- Slug
- Excerpt
- Featured image
- Template
- Format
- Author
- Password
- Attachments (you probably want this unchecked, unless you have very special requirements)
- Children
- Comments (except pingbacks and trackbacks)
- Menu order

Below the list, there are several input fields and checkboxes:

- Title prefix:** A text input field containing 'Copy of'. Description: Prefix to be added before the title, e.g. "Copy of" (blank for no prefix).
- Title suffix:** An empty text input field. Description: Suffix to be added after the title, e.g. "[dup]" (blank for no suffix).
- Increase menu order by:** An empty text input field. Description: Add this number to the original menu order (blank or zero to retain the value).
- Do not copy these fields:** An empty text input field. Description: Comma-separated list of meta fields that must not be copied. You can use \* to match zero or more alphanumeric characters or underscores: e.g. field\*.
- Do not copy these taxonomies:** Two checkboxes:
  - Categories [category]
  - Tags [post\_tag]
 Description: Select the taxonomies you don't want to be copied.

*Change which post or page elements you want to copy to a new draft*

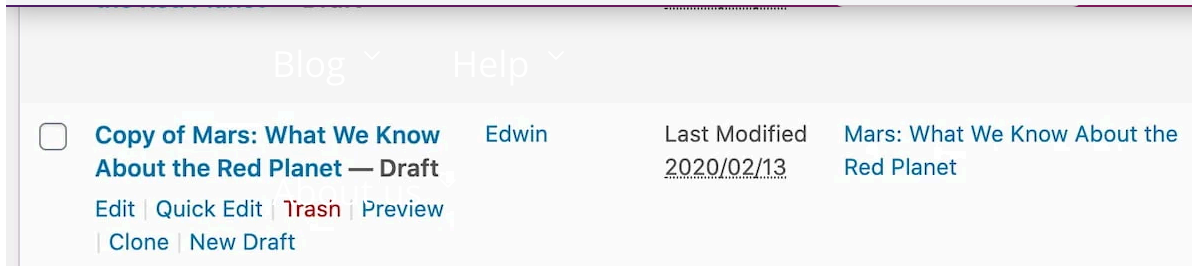
## Determine which roles get to do what

As a site manager, you can also determine who of your editors get access to the page duplication features. This also includes the SEO roles that Yoast SEO introduced.

## Manage the appearance of connections

You can also determine how the connections between the copy and the original appearance. It might be a new column in the post overview or simply a not after the title. You can also have the original article appear in the post editor, including the block editor sidebar.

## Download Yoast Duplicate Post

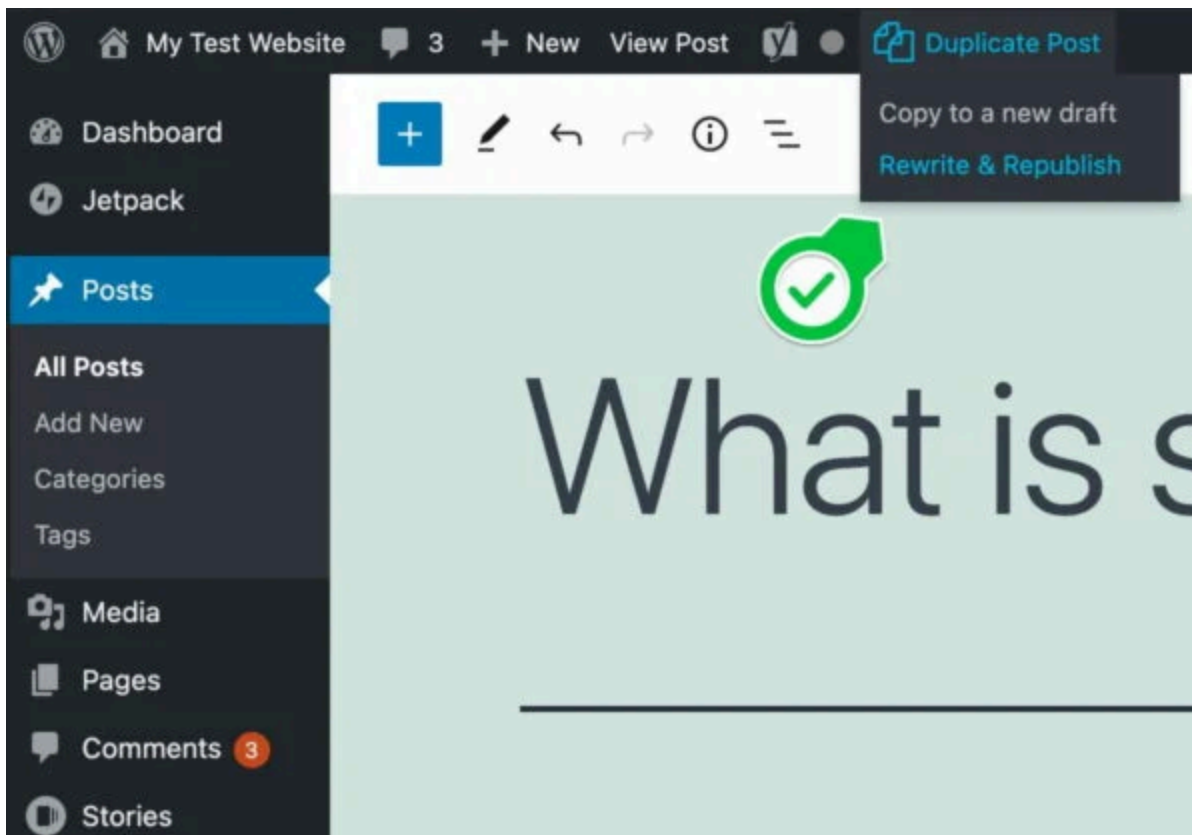


### CURRENCY

You can clear up the connection between the draft and the original in various ways

## New: Rewrite & Republish feature

Rewriting a post has always been quite a struggle in WordPress. But not anymore! Keep your content manageable with the brand-new Rewrite & Republish feature. It allows you to seamlessly edit your content within WordPress, without taking it offline. Updating your content has never been easier!



You can access the Rewrite & Republish feature via the WordPress toolbar or from the post overview

How does it work? When you click the Rewrite & Republish button, a new duplicated version of your original post is created. You edit the duplicated version and after you're done, your duplicated post

[Download Yoast Duplicate Post](#)

Curious to see how this brand-new feature works? Check out this video!



## There's more to come!

The Duplicate Post WordPress plugin is a recent addition to the Yoast stable. We're avid users of this plugin and have awesome new plans for it. Stay tuned!

## Download for free

The Yoast Duplicate Post plugin is a free download. You can get it from the [WordPress.org plugin directory](#), or by clicking the link below.

[Download Yoast Duplicate Post for free »](#)

[Download Yoast Duplicate Post](#)

[Careers](#)

[Werken bij Yoast  
\(NL\)](#)

[Community](#)

[Events](#)

[Press](#)

[Become a Yoast  
partner](#)

**CURRENCY**

[Some rights reserved](#) [Privacy notice](#) [Terms of service](#) [Terms of use](#)  
[Cookie notice](#) [Refund policy](#) [Review notice](#) [Report abuse](#) [Contact us](#)  
[Do not sell or share my personal information](#)

**CURRENCY**

USD (\$) ▾

© **2003-2026 Yoast BV** Yoast is a trademark of Yoast BV

