



Cette extension n'est pas encore traduite en Français. [Aidez à la traduire !](#)

Woody Code Snippets – Insert PHP, CSS, JS, and Header/Footer Scripts

Par [Themeisle](#)

[Télécharger](#)

Détails

Avis

Installation

Développement

[Support](#)

Description

Woody Code Snippets is a WordPress plugin that helps you insert code into your site without editing theme files.


Many WordPress users still add PHP, JavaScript, CSS, tracking pixels, or ad scripts directly into functions.php, header.php, or footer.php. This approach breaks easily when themes update and becomes hard to manage as your site grows.

Woody solves this by giving you a centralized code snippet manager where you can safely add header scripts, footer scripts, PHP snippets, custom CSS, JavaScript, and HTML from the WordPress admin.


You can use Woody as a header and footer code manager, a PHP snippet plugin, or a way to reuse content and scripts across your site using shortcodes or automatic insertion.

Each snippet can be enabled or disabled instantly, placed in specific locations like before content or after paragraphs, and shown only when certain conditions are met.

Quick Links

 [Documentation](#) – Complete setup and configuration guide

 [Support Forum](#) – Community help and expert support

 [Go Pro](#) – Unlock advanced features and priority support

What Problems Does Woody Solve?

Woody is built for real WordPress workflows. It helps you:

- Insert code into headers and footers without editing theme files
- Add analytics scripts, tracking pixels, and ad code safely
- Manage PHP snippets without touching functions.php
- Reuse scripts and content across pages using shortcodes
- Control where code runs using placement rules and conditions
- Enable, disable, or roll back snippets without breaking your site

Whether you are building client sites, running marketing experiments, or maintaining your own project, Woody gives you control without unnecessary complexity.

How It Works

Woody lets you create code snippets and control where and when they run, all from the WordPress admin.

Example #1

Create a JavaScript snippet and add your analytics or tracking code.

Place it in the site header and add a condition to exclude administrators so your own visits are not tracked.

Example #2

Create a text snippet with reusable content or a shortcode.

Add conditions to show it only to logged-in users, then insert it anywhere using the snippet shortcode or automatic placement rules.

This makes it easy to manage repeated logic and content without editing theme files.

Who Should Use Woody Code Snippets

Woody is designed for:

- Developers who want a structured way to manage custom code
- Marketers adding analytics, ads, and tracking scripts
- Solopreneurs who want flexibility without editing theme files
- Agencies managing multiple sites and shared snippets

If you regularly need to insert code into WordPress, Woody fits naturally into your workflow.

Supported Snippet Types

Woody supports multiple snippet types, so you can manage all custom code in one place. You can create:

- **PHP snippets** for functions, hooks, classes, and global variables
- **JavaScript snippets** for analytics, integrations, and interactive features
- **CSS snippets** to add custom styles without editing theme files
- **HTML snippets** for markup and layout elements
- **Text snippets** using the WordPress editor for reusable content
- **Ad snippets** for ads and banners
- **Universal snippets** that combine PHP, HTML, CSS, and JavaScript

Why do you need this plugin?

- Insert Google AdSense Ads, Amazon Native Shopping Contextual Ads, Yandex Direct Ads, Media.net on your website.
- Insert Google Analytic Tracking code, Yandex Metrika Tracking Code, Yandex Counter to Header, Footer.
- Insert PHP Code Snippets and execute on your website. Register PHP functions, classes, global variables everywhere.
- Insert Social media widgets, add any external resources widgets.
- Insert Facebook Pixels, Facebook Scripts, Facebook og:image Tag, Google Conversion Pixels, Vk Pixels.

Header and Footer Code Management

Woody works as a full header and footer code manager.

You can insert snippets:

- Into the site header before the closing tag
- Into the site footer before the closing tag

Common examples include analytics scripts, tracking pixels, verification tags, and global JavaScript or CSS.

Advanced Placement Options

Beyond headers and footers, Woody lets you insert snippets into specific locations.

You can place code:

- Before or after post or page content
- Before or after a specific paragraph
- Before or after a post
- Inside archives, categories, and taxonomy pages
- Between posts on archive pages

WooCommerce Pages

Woody supports automatic snippet placement on WooCommerce pages.

You can insert snippets:

- Before or after the product list
- Before or after a single product
- Before or after the single product summary
- After the product title, price, or excerpt

Common use cases include conversion tracking, promotional banners, custom JavaScript, and trust notices.

Shortcodes and Reusable Content

Woody supports shortcodes so you can insert snippets exactly where you need them. You can place snippets inside posts, pages, widgets, and page builders.

With [Pro](#), you can define custom shortcode names that are readable and portable across sites.

Conditional Logic for Code Snippets

Woody allows you to control when a snippet is displayed.

[FREE] Available in the free version:

- User role and registration date
- Page, post type, or taxonomy
- Referrer or cookie value

[PRO] Advanced conditions available in [Pro](#):

- Device type, browser, and operating system
- JavaScript availability or ad blocker detection
- User country, visit depth, time of day, and total visits

Conditions can be combined using AND and OR logic.

Unlock advanced conditions with [Woody Pro](#).

Snippet Management and Organization

Woody includes features to keep snippets organized and easy to manage.

You can:

- Enable or disable snippets instantly
- Control execution order using priorities
- Tag and clone snippets
- Import and export snippets between sites

Code Revisions and Rollback [PRO]

With [Pro](#), Woody automatically saves snippet revisions. You can view previous versions, compare changes, and restore earlier revisions if something goes wrong.

This adds an extra layer of safety when working with custom code.

Cloud Templates and Sync [PRO]

[Woody Pro](#) includes cloud-based snippet templates.

You can save snippets as templates and reuse them across multiple sites, which is especially useful for agencies and developers managing repeated setups.

Settings and Developer Options

Woody includes advanced settings for fine-grained control.

You can:

- Preserve HTML entities without automatic conversion
- Execute shortcodes inside snippets
- Enable error email notifications
- Automatically activate snippets on save
- Fully remove plugin data on uninstall

Code Editor

The built-in editor includes:

- Syntax highlighting and line numbers
- Configurable indentation and tab size
- Optional line wrapping
- Automatic bracket and quote closing
- Highlighting of matching variables and functions

Use This Plugin Responsibly

Woody allows you to run custom PHP, JavaScript, and CSS on your site. Always make sure you understand the code you add. Using unverified or outdated scripts may affect site security or stability. On multisite installations, only trusted administrators should have access to snippet creation.

Woody includes safeguards such as snippet disabling, revisions, and error notifications, but it cannot validate third-party code you choose to run.

Support

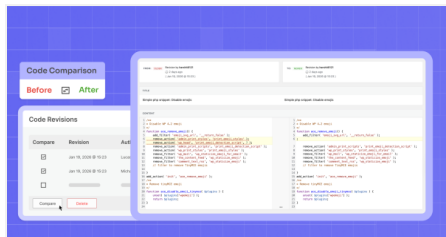
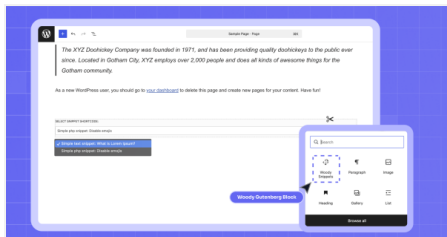
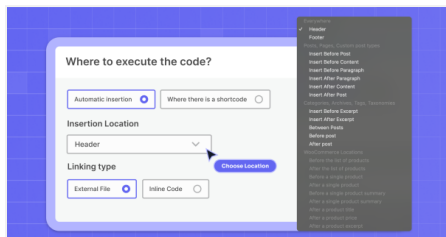
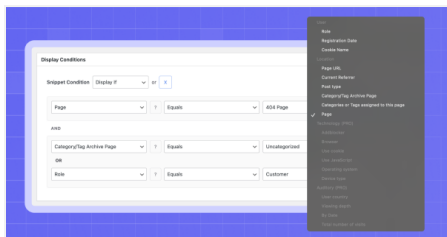
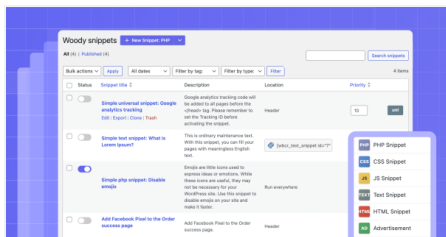
Need help? Open a new thread in the WordPress [support forum](#), and we will be happy to assist.

Documentation

Learn how to make the most of Woody with our detailed and user-friendly [documentation](#).

Woody is backed by [Themeisle](#), trusted by over 1 million WordPress users worldwide.

Captures d'écrans



Blocs

Cette extension fournit 1 bloc.



Woody Snippets

Executes PHP code, uses conditional logic to insert ads, text, media content and external service's code. Ensures no content duplication.

FAQ

[How to pass attributes to a snippet using a shortcode?](#) ▼

[The snippet code executed with an error and I cannot change it, what should I do?](#) ▼

[How to pass page content to a snippet?](#) ▼

[Does plugin support Gutenberg editor?](#) ▼

[I used the old plugin Insert php 1.3.0. What should I expect in 2.x.x version?](#) ▼

[Is there any plugin documentation?](#) ▼

[Is plugin compatible with GDPR?](#) ▼

[Can the plugin be completely uninstalled?](#) ▼

[How to remove plugin via ftp client?](#) ▼

[Will I lose my snippets if I change the theme or upgrade WordPress?](#) ▼

[Does plugin work with multisite?](#) ▼

Contributeurs/contributrices & développeurs/développeuses

« Woody Code Snippets – Insert PHP, CSS, JS, and Header/Footer Scripts » est un logiciel libre. Les personnes suivantes ont contribué à cette extension.



[Themeisle](#)

Version	2.7.5
Dernière mise à jour	il y a 3 semaines
Installations actives	60 000+
Version de WordPress	5.6 ou plus
Testé jusqu'à	7.0
Version de PHP	7.0 ou plus
Langues	Voir les 4
Étiquettes	code-snippets custom css header footer insert PHP php

[Vue avancée](#)

Évaluations

★★★★☆ 4.5 sur 5 étoiles.



[Your review](#)

[Voir tous les](#)

Support

Demandes résolues ces deux derniers mois :

7 sur 7

[Voir le forum de support](#)