

getgrav / grav Public

<> Code Issues 432 Pull requests 29 Discussions Actions Projects












9 Branches 318 Tags Go to file Go to file <> Code



rhukster fix composer vendors

2025a5f · 2 weeks ago

.github	checkout correct version	3 months ago
.phan	Add a .phan config file and st...	7 years ago
assets	Update copyright date	4 years ago
backup	Update copyright date	4 years ago
bin	remove standalone binary	2 months ago
cache	Update copyright date	4 years ago
images	Update copyright date	4 years ago
logs	Update copyright date	4 years ago
system	fix: respect schedule flag in b...	2 weeks ago
tests	Added custom_base test	2 years ago
tmp	Update copyright date	4 years ago
user	Update copyright date	4 years ago
webserver-configs	Update dangerous extension...	3 years ago
.dependencies	Use quark by default	9 years ago
.editorconfig	Minor indentation config tweaks	5 years ago
.gitignore	ignore tmp	last month
.htaccess	Block .json files in web serv...	5 years ago
.travis.yml	Moved Travis releases bu...	6 years ago
CHANGELOG.md	prepare for release	6 months ago

 CODE_OF_CONDUCT...	Updated COC to Contributor ...	5 years ago
 CONTRIBUTING.md	Remove Gitter, Slack (#2502)	7 years ago
 LICENSE.txt	Prepare for release	6 years ago
 README.md	Update code blocks in READ...	last year
 SECURITY.md	Updated SECURITY.md, fix t...	2 years ago
 codeception.yml	Updated unit tests	6 years ago
 composer.json	update libs	last month
 composer.lock	fix composer vendors	2 weeks ago
 index.php	Add upgrade resilience: main...	last month
 now.json	Fixed version history issue	6 years ago
 robots.txt	Update robots.txt reflecting a...	3 years ago

[README](#)[Code of conduct](#)[Contributing](#)[MIT license](#)[Security](#)

# Grav

PHPStan **enabled** Discord Chat **250 online** PHP Tests **no status****Backers 120****Supporters 4****Sponsors 0**

Grav is a **Fast**, **Simple**, and **Flexible**, file-based Web-platform. There is **Zero** installation required. Just extract the ZIP archive, and you are already up and running. It follows similar principles to other flat-file CMS platforms, but has a different design philosophy than most. Grav comes with a powerful **Package Management System** to allow for simple installation and upgrading of plugins and themes, as well as simple updating of Grav itself.

The underlying architecture of Grav is designed to use well-established and *best-in-class* technologies to ensure that Grav is simple to use and easy to extend. Some of these key technologies include:

- [Twig Templating](#): for powerful control of the user interface
- [Markdown](#): for easy content creation
- [YAML](#): for simple configuration

- [Parsedown](#): for fast Markdown and Markdown Extra support
- [Doctrine Cache](#): layer for performance
- [Pimple Dependency Injection Container](#): for extensibility and maintainability
- [Symfony Event Dispatcher](#): for plugin event handling
- [Symfony Console](#): for CLI interface
- [Gregwar Image Library](#): for dynamic image manipulation

## Requirements

---

- PHP 7.3.6 or higher. Check the [required modules list](#)
- Check the [Apache](#) or [IIS](#) requirements

## Documentation

---

The full documentation can be found from [learn.getgrav.org](https://learn.getgrav.org).

## QuickStart

---

These are the options to get Grav:

### Downloading a Grav Package

You can download a **ready-built** package from the [Downloads page on https://getgrav.org](https://getgrav.org/downloads)

### With Composer

You can create a new project with the latest **stable** Grav release with the following command:

```
composer create-project getgrav/grav ~/webroot/grav
```



### From GitHub

1. Clone the Grav repository from <https://github.com/getgrav/grav> to a folder in the webroot of your server, e.g. `~/webroot/grav`. Launch a **terminal** or **console** and navigate to the webroot folder:

```
cd ~/webroot  
git clone https://github.com/getgrav/grav.git
```



2. Install the **plugin** and **theme dependencies** by using the [Grav CLI application](#)

bin/grav :

```
cd ~/webroot/grav
bin/grav install
```



Check out the [install procedures](#) for more information.

## Adding Functionality

You can download [plugins](#) or [themes](#) manually from the appropriate tab on the [Downloads page on https://getgrav.org](#), but the preferred solution is to use the [Grav Package Manager](#) or

GPM :

```
bin/gpm index
```



This will display all the available plugins and then you can install one or more with:

```
bin/gpm install <plugin/theme>
```



## Updating

To update Grav you should use the [Grav Package Manager](#) or GPM :

```
bin/gpm selfupgrade
```



To update plugins and themes:

```
bin/gpm update
```



## Upgrading from older version

- [Upgrading to Grav 1.7](#)
- [Upgrading to Grav 1.6](#)
- [Upgrading from Grav <1.6](#)

# Contributing

---

We appreciate any contribution to Grav, whether it is related to bugs, grammar, or simply a suggestion or improvement! Please refer to the [Contributing guide](#) for more guidance on this topic.

## Security issues

---

If you discover a possible security issue related to Grav or one of its plugins, please email the core team at [contact@getgrav.org](mailto:contact@getgrav.org) and we'll address it as soon as possible.

## Getting Started

---

- [What is Grav?](#)
- [Install](#) Grav in few seconds
- Understand the [Configuration](#)
- Take a peek at our available free [Skeletons](#)
- If you have questions, jump on our [Discord Chat Server!](#)
- Have fun!

## Exploring More

---

- Have a look at our [Basic Tutorial](#)
- Dive into more [advanced](#) functions
- Learn about the [Grav CLI](#)
- Review examples in the [Grav Cookbook](#)
- More [Awesome Grav Stuff](#)

## Backers

---

Support Grav with a monthly donation to help us continue development. [[Become a backer](#)]



Become a  
Backer

# Supporters

---

Support Grav with a monthly donation to help us continue development. [[Become a supporter](#)]

Contribute  
on Open Collective

# Sponsors

---

Support Grav with a yearly donation to help us continue development. [[Become a sponsor](#)]

Become a  
Sponsor

# License

---

See [LICENSE](#)

# Running Tests

---

First install the dev dependencies by running `composer install` from the Grav root.

Then `composer test` will run the Unit Tests, which should be always executed successfully on any site. Windows users should use the `composer test-windows` command. You can also run a single unit test file, e.g. `composer test tests/unit/Grav/Common/AssetsTest.php`

To run phpstan tests, you should run:

- `composer phpstan` for global tests
- `composer phpstan-framework` for more strict tests
- `composer phpstan-plugins` to test all installed plugins

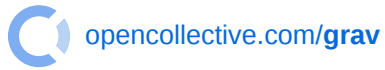
---

## Releases 313


 **1.7.49.5** Latest  
on Nov 11, 2025

[+ 312 releases](#)

## Sponsor this project



## Contributors 211



[+ 197 contributors](#)

## Languages

