

miroslavpejic85 / mirotalk Public

<> Code Issues 1 Pull requests 2 Actions Projects Security and quality Insights

master 1 Branch 0 Tags Go to file Go to file <> Code ...

**miroslavpejic85** [mirotalk] - improve landing page room input and buttons to match dar... 🗨️ ✓

e2b1783 · 6 hours ago 🕒

📁 .github	[mirotalk] - #290 fix(ci): copy config templat...	3 weeks ago
📁 app	[mirotalk] - improve landing page room inpu...	6 hours ago
📁 coturn	[mirotalk] - update dep	10 months ago
📁 docs	[mirotalk] - update docs	3 years ago
📁 kubernetes	[mirotalk] - update readme	3 years ago
📁 public	[mirotalk] - improve landing page room inpu...	6 hours ago
📁 tests	[mirotalk] - #290 update package version	3 weeks ago
📁 webhook	[mirotalk] - fix typo	8 months ago
📁 widgets	[mirotalk] - add missing, update dep	2 months ago
📄 .dockerignore	[mirotalk] - fix typo. update dep	4 months ago
📄 .env.template	[mirotalk] - improve landing page room inpu...	6 hours ago
📄 .gitignore	fix ScriptProcessorNode deprecated	9 months ago
📄 .prettiignore	[mirotalk] - add prettierignore	4 years ago
📄 .prettierrc.js	[mirotalk] - fix prettier lint	11 months ago
📄 CODE_OF_CONDUCT.md	[mirotalk] - welcome LambdaTest	2 years ago
📄 Dockerfile	[mirotalk] - add comments	10 months ago
📄 LICENSE	[mirotalk] - fix typo	4 years ago
📄 README.md	[mirotalk] - #290 refactor: centralize environ...	3 weeks ago
📄 SECURITY.md	[mirotalk] - welcome LambdaTest	2 years ago
📄 docker-compose-mailpit.yml	[mirotalk] - update email defaults to Mailpit ...	last week
📄 docker-compose.template.yml	[mirotalk] - update docker compose templat...	9 months ago
📄 install.sh	[mirotalk] - rb	last year
📄 package-lock.json	[mirotalk] - improve landing page room inpu...	6 hours ago
📄 package.json	[mirotalk] - improve landing page room inpu...	6 hours ago

📖 README 🗨️ Code of conduct 📄 AGPL-3.0 license 🛡️ Security

# MiroTalk P2P

Author [Miroslav Pejic](#) License [AGPLv3 Open Source](#) License [Regular Private Use](#) License [Extended Commercial Use](#) Community [forum](#)


This project is proudly sponsored by

## Recall.ai - API for meeting recording

[Recall.ai](#) – an API for recording Zoom, Google Meet, Microsoft Teams, and in-person meetings.

**MiroTalk P2P** - Free WebRTC, Simple, Secure, Fast Real-Time Video Conferences with support for up to 8k resolution and 60fps. It's compatible with all major browsers and platforms.

[Explore MiroTalk P2P](#)



Join our Community for questions, help, support, ideas, and discussions on [Discord](#)

- ▶ Features
- ▶ About
- ▶ Start videoconference
- ▶ Direct Join
- ▶ Host Protection Configuration
- ▼ Quick start



- Before running MiroTalk P2P, ensure you have `Node.js` [installed](#).

```
# clone this repo
$ git clone https://github.com/miroslavpejic85/mirotalk.git
# go to mirotalk dir
$ cd mirotalk
# copy .env.template to .env (edit it according to your needs)
$ cp .env.template .env
# Setup configuration: copy the template and edit config.js to match your environment.
# config.js is the central configuration file – it reads environment variables
# and also contains branding, button visibility, and webhook settings.
$ cp app/src/config.template.js app/src/config.js
# install dependencies
$ npm install
# start the server
$ npm start
```

- Open <http://localhost:3000> in your browser.

#### ▼ Docker



- Repository [docker hub](#)
- Install [docker engine](#) and [docker compose](#)

```
# clone this repo
$ git clone https://github.com/miroslavpejic85/mirotalk.git
# go to mirotalk dir
$ cd mirotalk
# copy .env.template to .env (edit it according to your needs)
$ cp .env.template .env
# Copy app/src/config.template.js in app/src/config.js (central configuration file)
$ cp app/src/config.template.js app/src/config.js
# Copy docker-compose.template.yml in docker-compose.yml (edit it according to your needs)
$ cp docker-compose.template.yml docker-compose.yml
# Get official image from Docker Hub
$ docker pull mirotalk/p2p:latest
# create and start containers
$ docker-compose up # -d
# to stop and remove resources
$ docker-compose down
```

- Open <http://localhost:3000> in your browser.

#### ▼ Self-Hosting



## Requirements

- A `clean server` running **Ubuntu 22.04 or 24.04 LTS**

- **Root access** to the Server
- A **domain or subdomain** pointing to your server's public IPv4

## Note

When **prompted**, simply **enter your domain or subdomain**. Then wait for the installation to complete.

```
# Install MiroTalk P2P
wget -q0 p2p-install.sh https://docs.mirotalk.com/scripts/p2p/p2p-install.sh \
  && chmod +x p2p-install.sh \
  && ./p2p-install.sh
```

```
# Uninstall MiroTalk P2P
wget -q0 p2p-uninstall.sh https://docs.mirotalk.com/scripts/p2p/p2p-uninstall.sh \
  && chmod +x p2p-uninstall.sh \
  && ./p2p-uninstall.sh
```

```
# Update MiroTalk P2P
wget -q0 p2p-update.sh https://docs.mirotalk.com/scripts/p2p/p2p-update.sh \
  && chmod +x p2p-update.sh \
  && ./p2p-update.sh
```

### ▼ Embed a meeting

<iframe />

To embed a meeting within `your service or app` using an `iframe`, you can use the following code:

```
<iframe
  allow="camera; microphone; speaker-selection; display-capture; fullscreen; clipboard-read; clipboard-write; web-s
  src="https://p2p.mirotalk.com/newcall"
  style="height: 100vh; width: 100vw; border: 0px;"
></iframe>
```

## Widget

To quickly add a support [widget](#) to your site, include the script in your `<head>` and place the widget `<div>` at the end of your `<body>`. Your support widget will be ready instantly!

```
<!doctype html>
<html>
  <head>
    <script src="https://p2p.mirotalk.com/js/widget.js"></script>
  </head>
  <body>
    <div
      id="support-widget"
      data-mirotalk-auto
      data-domain="p2p.mirotalk.com"
      data-room="support-room"
      data-theme="dark"
      data-widget-type="support"
      data-widget-state="normal"
      data-position="bottom-right"
      data-check-online="false"
      data-expert-images="https://i.pravatar.cc/40?img=1,https://i.pravatar.cc/40?img=2,https://i.pravatar.cc/4
      data-buttons="audio,video,screen,chat,join"
```

```
    data-heading="Need Help?"
    data-subheading="Get instant support from our expert team!"
    data-connect-text="connect in &lt; 5 seconds"
    data-online-text="We are online"
    data-offline-text="We are offline"
    data-powered-by="Powered by MiroTalk"
  ></div>
</body>
</html>
```

### [Explore Integrations](#) →

- ▶ Documentations
- ▼ Cloudron, Hetzner, Netcup, Hostinger & Contabo



MiroTalk integrates with [Cloudron](#), enabling easy, secure, and self-managed video conferencing for organizations. Cloudron automates deployment, updates, backups, and user management, letting teams focus on collaboration instead of server maintenance. Install MiroTalk in one click from the [Cloudron App Store](#) and enjoy a reliable, enterprise-ready solution.

## HETZNER

This application is running for `demonstration purposes` on [Hetzner](#), one of the best [cloud providers](#) and [dedicated root servers](#).

👉 Use [my personal link](#) to receive `€20 IN CLOUD CREDITS`.



Unlock `enterprise-grade performance` at a price you won't believe. Scalable, reliable, and built for businesses that demand more.

👉 [Power Meets Value with Netcup Root Server](#)



Fast, reliable hosting with 24/7 support and great performance. Start today!

👉 [Check out Hostinger now](#)



Experience also top-tier German web hosting – dedicated servers, VPS, and web hosting at `unbeatable prices`.

👉 [Explore now here](#)

To set up your own instance of `MiroTalk P2P` on a dedicated cloud server, please refer to our comprehensive [self-hosting documentation](#). This guide will walk you through the process step by step, ensuring a smooth and successful deployment.

- ▶ Live Demos
- ▶ Security
- ▶ Credits
- ▶ Contributing
- ▶ License
- ▼ Support the project

Do you find MiroTalk P2P indispensable for your needs? Join us in supporting this transformative project by [becoming a backer or sponsor](#). By doing so, not only will your logo prominently feature here, but you'll also drive the growth and sustainability of MiroTalk P2P. Your support is vital in ensuring that this valuable platform continues to thrive and remain accessible for all. Make an impact – back MiroTalk P2P today and be part of this exciting journey!

▼ Advertisers




		
---	--	---

EffectsSDK ✨



Enhance your video conferencing experience with advanced virtual backgrounds and noise suppression. EffectsSDK offers powerful SDKs and plugins for fast integration.

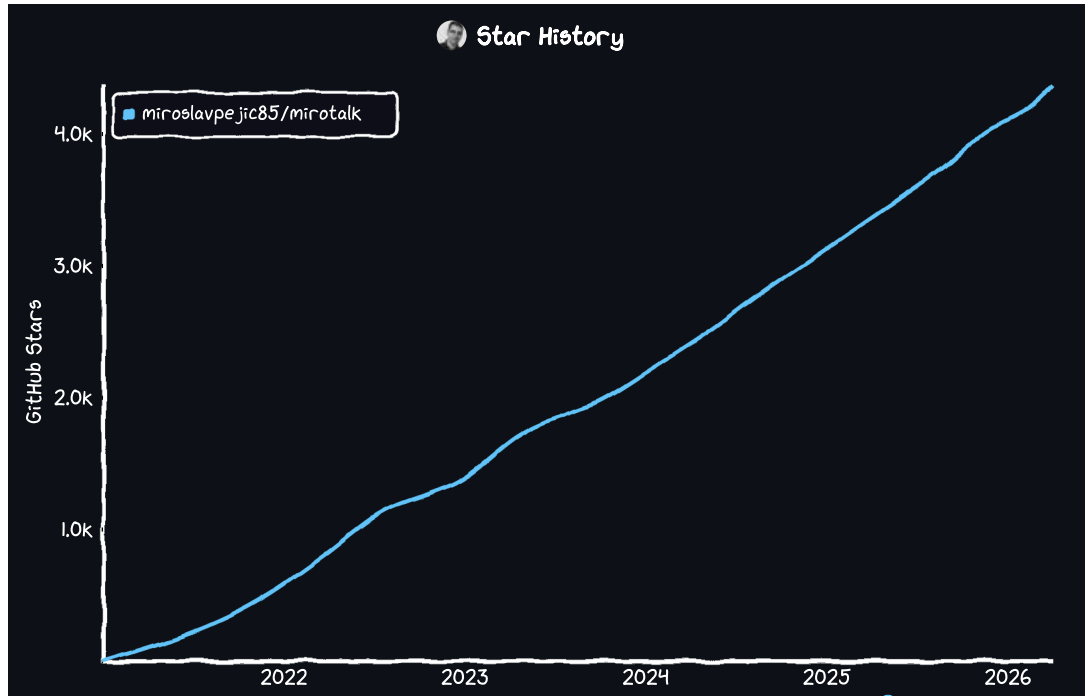
Explore:

-  [AI Video Effects Extension](#) – Add virtual backgrounds and effects to your webcam.
-  [Noise Cancelling Extension](#) – Reduce background noise for clearer audio.
-  [Integrate EffectsSDK](#) – Access SDKs and plugins for custom solutions.

## Diving into Additional MiroTalk Projects:

- ▶ MiroTalk SFU
- ▶ MiroTalk C2C
- ▶ MiroTalk BRO
- ▶ MiroTalk WEB

This project is tested with [BrowserStack](#).




### Sponsor this project

**miroslavpejic85** Miroslav Pejic

♡ Sponsor

[Learn more about GitHub Sponsors](#)

### Contributors 24



[+ 10 contributors](#)

### Languages

