














slab / quill Public

<> Code Issues 565 Pull requests 78 Discussions Actions Security and quality

15 Branches 153 Tags Go to file Go to file <> Code

 <b>luin</b> Merge pull request #4699 from slab/zh-artifact ✓ 539cbff · 9 months ago 🕒		
	.github	Upgrade upload-artifact to v4 9 months ago
	packages	Reduce text length to improve ... 9 months ago
	scripts	Config Git correctly for releasin... 2 years ago
	.eslintignore	Add release scripts 2 years ago
	.gitignore	Remove _develop folder 3 years ago
	.npmignore	Remove unused npm scripts fo... 3 years ago
	CHANGELOG.md	Move Quill to Slab organization... 2 years ago
	LICENSE	Update license years 3 years ago
	README.md	Move Quill to Slab organization... 2 years ago
	package-lock.json	Add smooth option to Quill#scr... 9 months ago
	package.json	2.0.3 2 years ago
	tsconfig.json	Handle consecutive spaces wh... 2 years ago

README Code of conduct Contributing BSD-3-Clause license

# Quill Rich Text Editor



[Documentation](#) • [Development](#) • [Contributing](#) • [Interactive Playground](#)

[Quill](#) is a modern rich text editor built for compatibility and extensibility. It was created by [Jason Chen](#) and [Byron Milligan](#) and actively maintained by [Slab](#).

To get started, check out <https://quilljs.com/> for documentation, guides, and live demos!

## Quickstart

Instantiate a new Quill object with a css selector for the div that should become the editor.

```
<!-- Include Quill stylesheet -->
<link
  href="https://cdn.jsdelivr.net/npm/quill@2/dist/quill.snow.css"
  rel="stylesheet"
/>

<!-- Create the toolbar container -->
<div id="toolbar">
  <button class="ql-bold">Bold</button>
  <button class="ql-italic">Italic</button>
</div>

<!-- Create the editor container -->
<div id="editor">
  <p>Hello World!</p>
  <p>Some initial <strong>bold</strong> text</p>
  <p><br /></p>
</div>

<!-- Include the Quill library -->
<script src="https://cdn.jsdelivr.net/npm/quill@2/dist/quill.js"></script>

<!-- Initialize Quill editor -->
<script>
  const quill = new Quill("#editor", {
    theme: "snow",
  });
</script>
```

Take a look at the [Quill](#) website for more documentation, guides and [live playground!](#)

## Download

```
npm install quill
```

## CDN

```
<!-- Main Quill library -->
<script src="https://cdn.jsdelivr.net/npm/quill@2/dist/quill.js"></script>

<!-- Theme included stylesheets -->
<link
  href="https://cdn.jsdelivr.net/npm/quill@2/dist/quill.snow.css"
  rel="stylesheet"
/>
<link
  href="https://cdn.jsdelivr.net/npm/quill@2/dist/quill.bubble.css"
  rel="stylesheet"
/>

<!-- Core build with no theme, formatting, non-essential modules -->
<link
  href="https://cdn.jsdelivr.net/npm/quill@2/dist/quill.core.css"
  rel="stylesheet"
/>
<script src="https://cdn.jsdelivr.net/npm/quill@2/dist/quill.core.js"></script>
```



## Community

---

Get help or stay up to date.

- [Contribute](#) on [Issues](#)
- Ask questions on [Discussions](#)

## License

---

BSD 3-clause

## Releases 95

 **Version 2.0.3** Latest


on Nov 30, 2024

[+ 94 releases](#)

## Packages

No packages published

## Contributors 144



[+ 130 contributors](#)

## Languages

