

File Uploads

for 

MOST POPULAR

Add file upload fields to any WordPress form. Accept any file type, set size limits, and store files in your Media Library, Google Drive, Dropbox, or Amazon S3.



Join our **92,704** happy customers

 **Mmmm cookies!**

This website uses cookies. By continuing you agree to the terms described in our cookie policy. [Learn more](#)

Okay



\$39

i [FREE with any Ninja Forms membership \(/pricing/\)](#)

- Single Site
- Up to 5 Sites**
- Up to 20 Sites

Add to Cart

Instant Access



Risk-Free 14 Day Guarantee

You will love it or we'll refund you fully. No questions asked.



We've Got Your Back

With millions of users worldwide our support team knows how to help. [Ask us anything. \(/contact/\)](#)



The Perfect Contact Form

The premium add-ons have made it easy to add new functionality and integration with third party apps, and have provided a solution for every client need so far.

Mike Oliver
 Mmmm cookies!

This website uses cookies. By continuing you agree to the terms described in our [cookie policy](#).

Accept File Uploads in WordPress Forms

You need to collect files through your WordPress forms. Documents, images, resumes, applications, whatever your users need to submit. The File Uploads add-on for Ninja Forms makes it simple to add upload fields to any form, accept multiple file types, and store submissions securely.

No complicated setup. No coding required. Just drag an upload field into your form builder, configure your file type restrictions, and you're ready to accept uploads. Store files in your WordPress Media Library, send them directly to Google Drive or Dropbox, or upload to Amazon S3. You control where files go and who can access them.

With Ninja Forms File Uploads, you can:



Upload Files

Add a file upload field to any WordPress form.



Limit Attachments

Set the number of files you want to accept.



Set File Size Limits

Specify minimum & maximum allowed file sizes.



Restrict File Types

Control the allowed file types per field.



Rename Files

Set rules to change file names on upload.



Mmmm cookies!



Organize Uploads

This website uses cookies. By continuing you agree to the terms described in our cookie policy.

Create custom file directories per upload.



Save Anywhere

Upload to your WP media library, Google Drive, & more.



Email Files

Attach uploads to notification emails.

Key Features of WordPress File Upload Forms

Drag-and-Drop File Upload Fields

Add upload capability to any WordPress form with drag-and-drop ease. Your users can drop files directly into the upload field or click to browse their device. Accept single files or configure fields to accept multiple files per submission. No plugins to install on the user side. It just works in any modern browser.



Mmmm cookies!

This website uses cookies. By continuing you agree to the terms described in our cookie policy.

Form Fields Emails & Actions Advanced

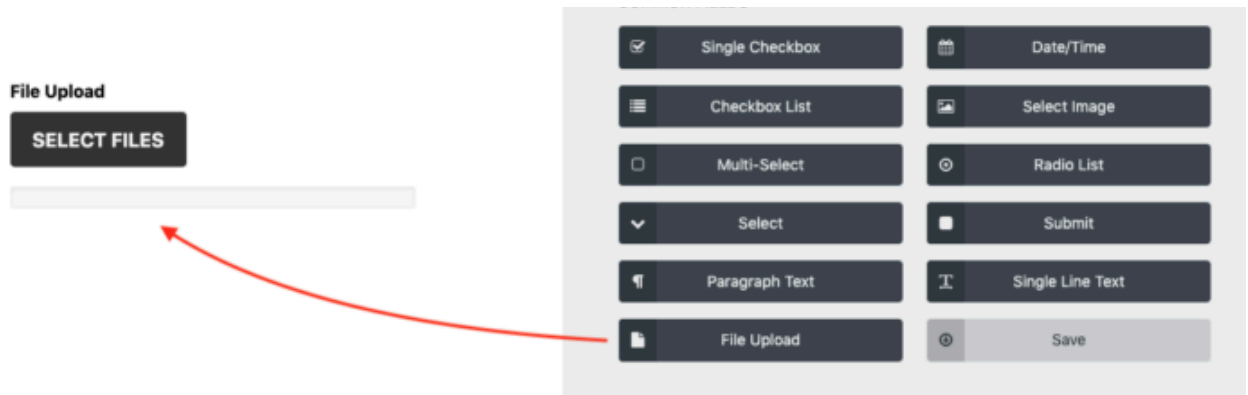
Accept credit card payments or donations from any

Filter

DONE

FAVORITE FIELDS

COMMON FIELDS



File Type and Size Restrictions

Define exactly what file types you'll accept with an allow list of approved extensions. Accept common formats like PDF, DOC, JPG, PNG, or restrict to specific types for your use case. Set minimum and maximum file sizes to prevent oversized uploads from consuming server resources. Block dangerous file types before they're ever uploaded.

Common file configurations:

- Resume submissions: PDF, DOC, DOCX only
- Image galleries: JPG, PNG, GIF
- Document portals: PDF, XLS, XLSX, DOC, DOCX
- Support tickets: All common formats, multiple files allowed

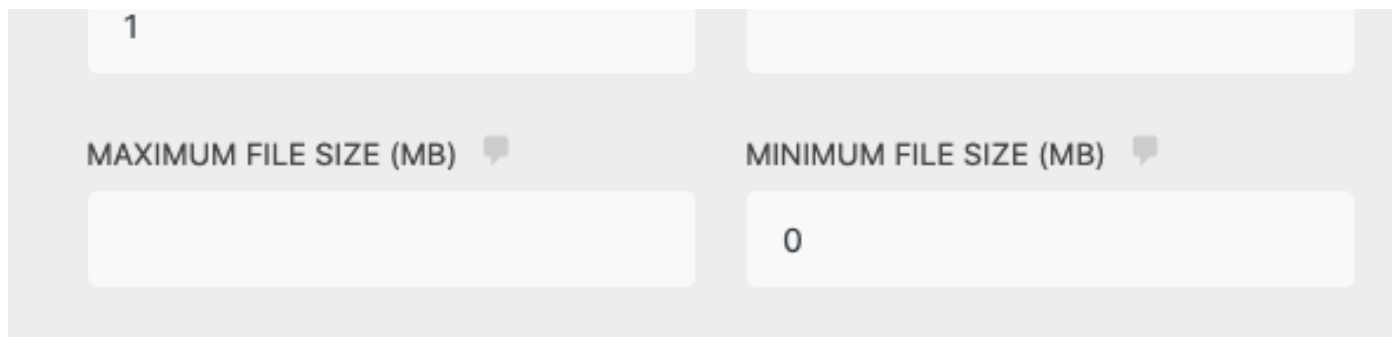
File type restrictions happen at the form level before upload begins. Users see immediate feedback if their file doesn't match your requirements. No wasted time uploading files that will be rejected.

Mmmm cookies!

This website uses cookies. By continuing you agree to the terms described in our cookie policy.

FILE LIMIT

ALLOWED FILE TYPES



Cloud Storage Destinations

Upload files directly to Google Drive, Dropbox, or Amazon S3. You're not limited to the WordPress Media Library. Send different forms to different storage locations. Mix and match destinations across your site.

Why use cloud storage for file uploads? Keeps large files off your WordPress server. Unlimited storage capacity. Better security and access controls. Automatic backups. Team collaboration tools built in. No server upload limits to worry about.

Cloud storage bypasses the predictable URL structure of WordPress uploads, adding an extra layer of security. Files stored in Google Drive or Dropbox aren't accessible via direct URL unless you explicitly share them.

Custom File Organization

Auto-rename uploaded files and organize them into custom folder structures using data from your form fields. Name files based on submitter name, submission date, order number, or any other form field. Create folder hierarchies that match your workflow.


 **Mmmm cookies!**


Example: A job application form could automatically rename resume uploads to

This website uses cookies. By continuing you agree to the terms described in our cookie policy.
"Resume - {field:applicant_name} - {date:Y-m-d}.pdf" and organize them into

folders like "Applications/2026/January/". Every file is instantly organized without

manual sorting.

RENAME UPLOADED FILE 

Attach Files to Email Notifications

Need uploaded files delivered straight to your inbox? File Uploads can automatically attach submitted files to your notification emails. When someone submits a support ticket with a screenshot, that image arrives with the email notification. No need to log into WordPress or check cloud storage.

This works for any file type your form accepts, making it easy to route uploads directly to team members who need them.

WordPress File Upload Security

Security matters when accepting file uploads. Our Add-on uses allow-list-based restrictions to block dangerous file types before they reach your server. Set file size limits to prevent resource abuse. Store files in private cloud storage with controlled permissions, or use WordPress's built-in Media Library with user role restrictions.

File type validation happens in two places: client-side for immediate user feedback, and server-side to prevent malicious uploads. You define the allow list. Everything else is automatically rejected.

 **Mmmm cookies!**

When you store files in Google Drive, Dropbox, or Amazon S3, they're not

accessible via predictable WordPress upload URLs. Only users with explicit access to your cloud storage can retrieve files. For sensitive submissions, this adds

significant protection.

Your Forms Should Accept More Than Just Text

File Uploads is included with any Ninja Forms membership, or available as a standalone purchase. Pick your plan above and start collecting documents, images, and files through your WordPress forms today.

Priority email support and 14-day money-back guarantee included.

Common Use Cases for File Upload Forms

File uploads pair naturally with forms that collect more than just text. Ninja Forms includes a growing library of pre-built form templates, many of which include upload fields ready to go. Pick a template that matches your use case, customize it to fit your workflow, or build from scratch.

Here are some of the most popular form types that use upload fields:

- **Job application forms:** Collect resumes, cover letters, and portfolios alongside applicant details. Auto-organize submissions by position or date.
- **Insurance claim forms:** Let claimants attach photos of damage, police reports, receipts, and supporting documentation. Route files to secure cloud storage for claims processing.
- **Scholarship application forms:** Accept transcripts, essays, recommendation letters, and proof of enrollment in a single submission.



Mmmm cookies!

- **Client intake forms:** Collect signed contracts, identification documents, and project briefs from new clients. Store securely in Google Drive or Dropbox with automatic folder organization.

This website uses cookies. By continuing you agree to the terms described in our [cookie policy](#).

- **Maintenance request forms:** Let tenants or employees attach photos of the issue alongside their description. Files go straight to your team's inbox as email attachments.
- **Bug report forms:** Accept screenshots, screen recordings, and error logs alongside reproduction steps. Attach files to notification emails so your development team gets full context immediately.

Supported File Upload Formats

The File Uploads add-on supports all file types allowed by WordPress, including but not limited to:

- **Documents:** PDF, DOC, DOCX, XLS, XLSX, PPT, PPTX, TXT, RTF, ODT, ODS
- **Images:** JPG, JPEG, PNG, GIF, BMP, TIFF, SVG, WEBP, ICO
- **Audio:** MP3, WAV, OGG, M4A, FLAC
- **Video:** MP4, MOV, AVI, WMV, FLV, WEBM
- **Archives:** ZIP, RAR, 7Z, TAR, GZ
- **Code:** HTML, CSS, JS, JSON, XML, CSV

You control which formats to accept per form. Configure an allow list of specific extensions, or allow all formats if your use case requires it. WordPress itself blocks executable files (.exe, .bat, .sh) by default for security reasons.

Why Choose Ninja Forms for File Uploads?

There are plenty of WordPress file upload plugins out there. Here's why over 1 million sites choose Ninja Forms:

 **Mmmm cookies!**

No Coding Required: Build file upload forms with a visual drag-and-drop builder. If you can point and click, you can create forms.

Unlimited Forms and Submissions: Create as many file upload forms as you need.

There are no artificial limits on submissions or storage (beyond what your host or cloud service provides).

Works with Your Existing Tools: Integrate with Google Drive, Dropbox, Amazon S3, email marketing platforms, CRMs, and more. Your uploads can trigger automated workflows in the tools you already use.

Priority Email Support: Paid customers get access to our support team. We respond to every ticket and help troubleshoot issues until they're resolved.

14-Day Money-Back Guarantee: Try the add-on risk-free. If it doesn't meet your needs, we'll refund your purchase within 14 days.

Drag, Drop, Upload. It's That Simple.

Add a file upload field to any form in seconds. Route files to Google Drive, Dropbox, or Amazon S3. Restrict file types, set size limits, and organize submissions automatically.

Choose a membership or individual plan above and build your first file upload form today.

Every purchase backed by priority email support and a 14-day money-back guarantee.



Mmmm cookies!

This website uses cookies. By continuing you agree to the terms described in our cookie policy.

Frequently Asked Questions



PRODUCT INFO

Version	3.3.28
Updates	 Changelog

REQUIREMENTS

WordPress	5.8+
Ninja Forms	3.0 or higher
PHP	7.4+

DOCS & SUPPORT

Documentation	 View Docs (https://ninjaforms.com/docs/file-uploads/)
Support	 Contact Us (/contact/)

 All price options are billed yearly. You may cancel your subscription at any time. Extensions subject to yearly license for support and updates. [View terms \(/terms-conditions/\)](/terms-conditions/).

[PRODUCT INFO \(HTTPS://NINJAFORMS.COM/PRICING/\)](https://ninjaforms.com/pricing/)

[Pricing \(https://ninjaforms.com/pricing/\)](https://ninjaforms.com/pricing/)

[Add-Ons \(https://ninjaforms.com/add-ons/\)](https://ninjaforms.com/add-ons/)

[Testimonials \(https://ninjaforms.com/user-reviews/\)](https://ninjaforms.com/user-reviews/)

[Blog \(https://ninjaforms.com/blog/\)](https://ninjaforms.com/blog/)

[Download \(https://downloads.wordpress.org/plugin/ninja-forms.zip\)](https://downloads.wordpress.org/plugin/ninja-forms.zip)
This website uses cookies. By continuing you agree to the terms described in our cookie policy.

[Our Newsletter \(https://ninjaforms.com/newsletter-sign-up/\)](https://ninjaforms.com/newsletter-sign-up/)

[ABOUT \(HTTPS://NINJAFORMS.COM/ABOUT-US/\)](https://ninjiforms.com/about-us/)

[About Us \(https://ninjiforms.com/about-us/\)](https://ninjiforms.com/about-us/)

[Terms & Conditions \(https://ninjiforms.com/terms-conditions/\)](https://ninjiforms.com/terms-conditions/)

[Privacy Policy \(https://ninjiforms.com/privacy-policy/\)](https://ninjiforms.com/privacy-policy/)

[Accessibility \(https://ninjiforms.com/accessibility-statement/\)](https://ninjiforms.com/accessibility-statement/)

[Partners \(https://ninjiforms.com/partners/\)](https://ninjiforms.com/partners/)

[Sitemap \(https://ninjiforms.com/sitemap/\)](https://ninjiforms.com/sitemap/)

[MAKE MONEY \(HTTPS://NINJAFORMS.COM/AFFILIATE-SIGNUP/\)](https://ninjiforms.com/affiliate-signup/)

[Become an Affiliate \(https://ninjiforms.com/affiliate-signup/\)](https://ninjiforms.com/affiliate-signup/)

[SUPPORT \(HTTPS://NINJAFORMS.COM/DOCUMENTATION/\)](https://ninjiforms.com/documentation/)

[Documentation \(/documentation/\)](/documentation/)

[Contact Us \(https://ninjiforms.com/contact/\)](https://ninjiforms.com/contact/)

[Your Account \(https://ninjiforms.com/sign-in/\)](https://ninjiforms.com/sign-in/)

Ninja Forms is a superb forms platform and a model citizen that other plugin developers should strive to equal and follow.



Pippin Williamson

Founder of Easy Digital Downloads

We trust our business with these [strategic partners \(https://ninjiforms.com/partners/\)](https://ninjiforms.com/partners/).

Copyright © 2011-2024

 **Mmmm cookies!**

This website uses cookies. By continuing you agree to the terms described in our cookie policy.