

News

Product Updates

Events

Webinars

Success Stories

Knowledge Base

Home / Blog / Update / TrueConf 8.5 for desktops OS: ne...

UPD...

April 1, 2026

TrueConf 8.5.3: Useful...

We're thrilled to release version 8.5.3 of our...

[Read more →](#)

UP...

March 31, 2026

TrueConf MCU 2.2: New...

We're happy to release TrueConf MCU 2.2, a new...

[Read more →](#)

Follow us on social networks



Content

UPDATE

TRUECONF 8

TRUECONF FOR LINUX

TRUECONF FOR MACOS

TRUECONF FOR WINDOWS

TrueConf 8.5 for desktops OS: new interface, AI, and advanced messenger



Meet TrueConf 8.5, a major update of our client apps for Windows, macOS, Debian, Ubuntu, and other Linux distributions.



Maria Mihalyova

Date published: 14.08.2025

Contents ⌚ 7 min.

New AI: video as a virtual background

New AI: document or whiteboard recognition

Pointer

New UI

TrueConf


Team Messaging Without Limits

[Learn more](#)

to download the latest update.


[Download TrueConf 8.5.](#)

We also held a webinar where we talked about the TrueConf 8.5 update



New AI: video as a virtual background

A new AI feature was introduced. In addition to background blurring, virtual backgrounds and “speaker” over the content. Now you can use **MP4** video files as a background. This will enhance audience engagement in any meeting, webinar, or online presentation.


To upload your video background, go to the Video settings and add the file by clicking the  icon, or replace the background image

Content

New AI: document or whiteboard recognition

Users can now display the content of a flipchart or documents with a document camera. The built-in AI adjusts the camera feed if the whiteboard or document is skewed at some angle, and removes foreign objects from the frame.

How to activate this feature?

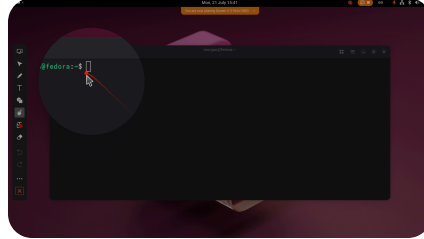
- Click the  icon in the **Settings** — **Video** section
- Right-click on your own video window and select “Document or whiteboard recognition” during a call or conference.

Pointer

Use the **Pointer** tool to make it easier for other meeting participants to follow your presentation

Content

track the mouse cursor and help you draw other users' attention to specific parts of the screen.



To use this tool, click



(Screen annotation) when you are sharing your screen. Next, click



(Pointer) in the side menu

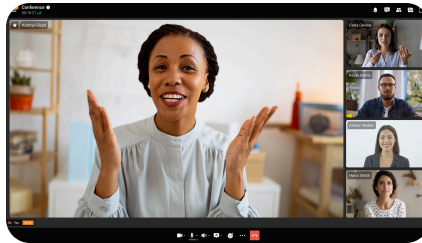
New UI

Make your meetings look better

Video conferences now have a more appealing outlook. Participants' video windows are rounded which makes the UI more modern and visually attractive.

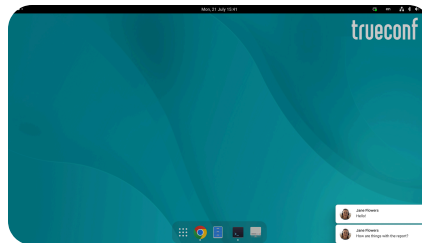
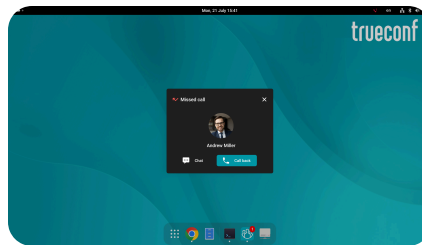
Besides, the lower control panel includes a

Content



Pop-up windows and notifications

We have also improved the appearance of notifications and pop-ups — now they fully match the updated application design.

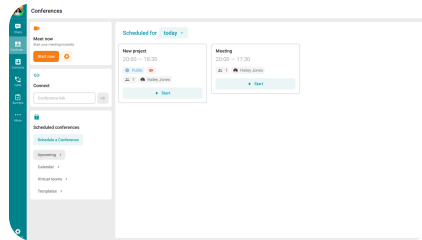


Conferences section


The **Conferences** section was also substantially redesigned. The start page is now divided into three distinct sections where a user can:

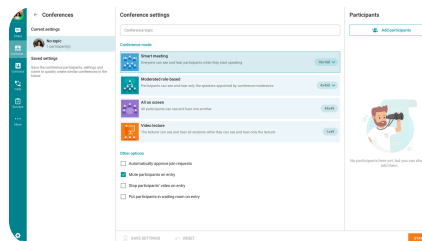
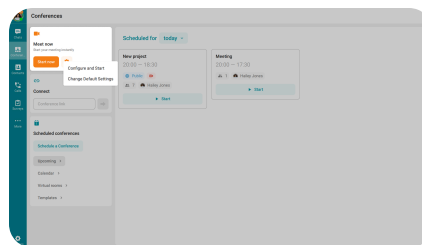
Content

- Join an ongoing meeting
- Schedule a conference.

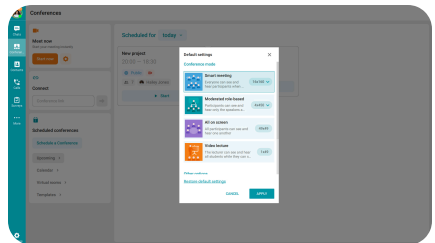


You can now start a **quick conference** just by clicking the **“Start now”** button. When the meeting begins, you can also quickly invite the participants from the address book.

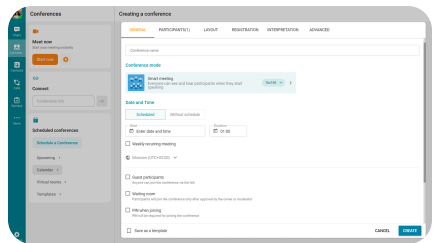
By clicking the  icon, you can change the settings of a quick conference before its start or change the **default settings..**



Content

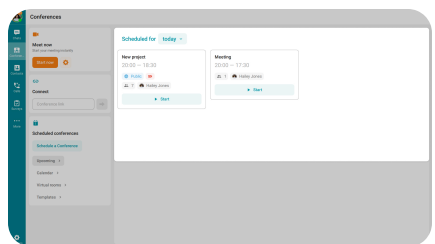


Besides, we have added the button which leads straight to the conference scheduler.



Upcoming meetings page

In the **Conferences** section, users can find the page with the list of meetings scheduled for the selected day. Unlike a usual calendar, we are using cards with the main information about each event.



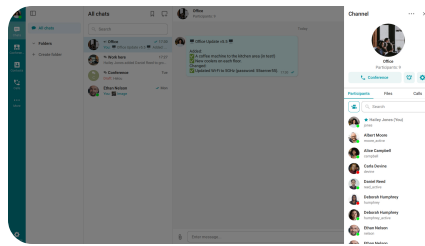
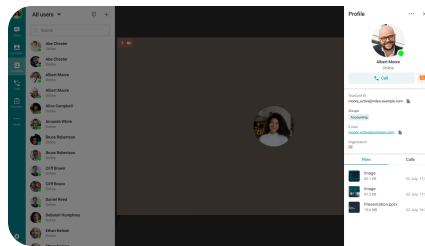
By default the

Content

today, but you can select any date if necessary

Improved user profile and updated group chat profile

TrueConf 8.5 brings both visual improvements and more intuitive design for user profiles and group chat profiles. Now the call history, the list of files sent or received in the chat, and the list of group chat participants are organized into tabs for easier access.

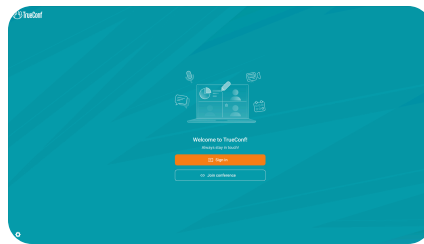


Sign-in screen

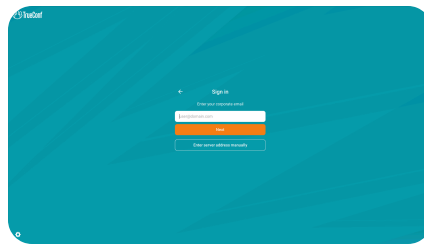
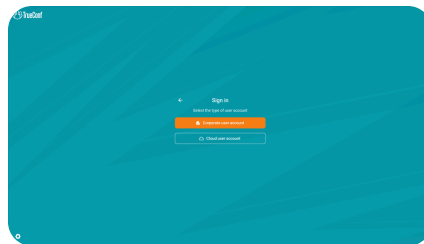
It is much easier for users to log in to the

Content

- We removed automatic connection to TrueConf Online cloud service
- In the application window, users can either sign in or quickly join a conference via a link.



To sign in to your company's TrueConf Server, just enter your corporate email.



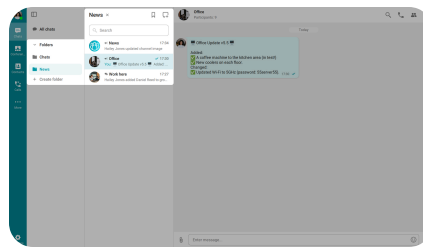
Advanced messenger
Chat pinning,

Content

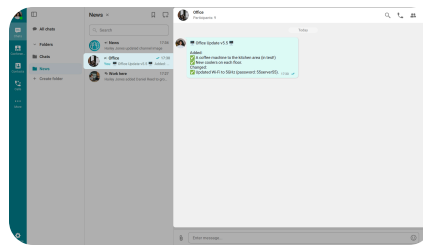
TrueConf Server 5.5

makes it possible to pin selected chats, group them into folders and archive them. Besides, users can create corporate channels and mark chats as read/unread.

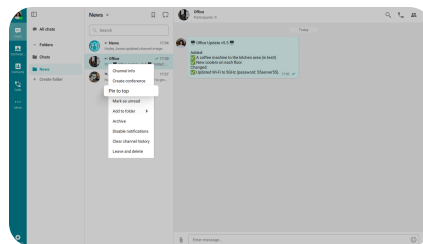
These features are fully available in desktop applications starting from TrueConf 8.5.



Folders



Channels

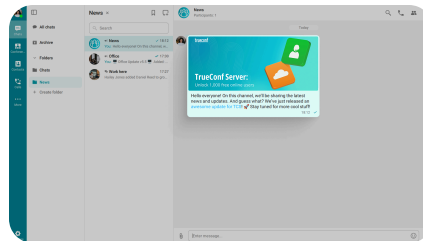
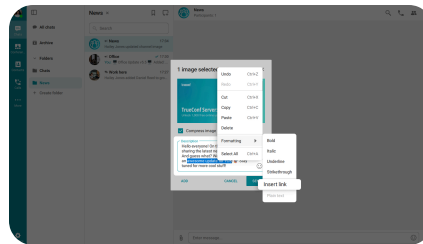


Chat pinning

Content

With TrueConf desktops app, you can use text formatting to emphasize specific points or ideas; for example, the selected part of a message can be made **bold**, *italicised*, underlined or ~~strikethrough~~.

TrueConf 8.5 enables users to attach hyperlinks to the text and make their messages more concise.



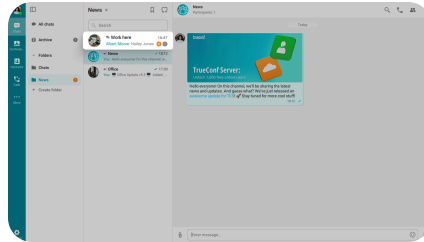
Improved @mentions

Now, a user mentioned with the help of **@username** or **@trueconf_id** will see the @ sign even if

Content

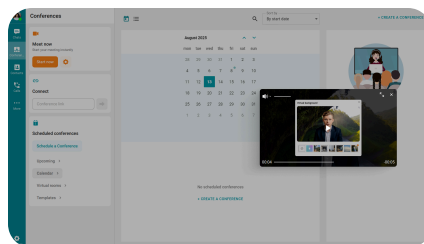
previously muted for the selected chat.

With the @all command, you can mention all participants of a group chat.




Picture-in-picture for videos

Videos in the built-in player can now be minimized into a neat widget so that you can watch a video and continue using the application.

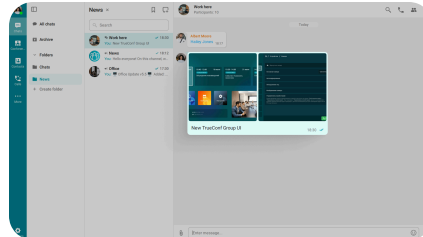


To use this feature,

click the  button on the playback panel when viewing a conference recording (Recordings section) or video files in the chat

Grouping images

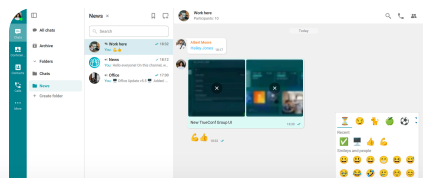
Compressed images sent in a one message are now grouped and sent in a single bundle with an optional text comment.



Unified emoji standard

On Windows and Linux, emojis are now displayed in the same style using the Noto Sans library. Earlier, the native font library of your OS was used to display emojis.

In addition, when up to three emojis are sent or received in a single chat message without any text, they will be displayed in a large format.



Content

Viewing OpenDocument files

You can now open documents in **ODP**, **ODT**, **ODG**, and **ODS** formats directly in the chat of the desktop application on Windows and Linux without running third-party software.

To use this feature, you need to install the ODP editor (Libreoffice) on your PC. In some cases, it may be necessary to specify the path to the editor in the **Settings — Tools** section.

Support for AV1 codec in video calls

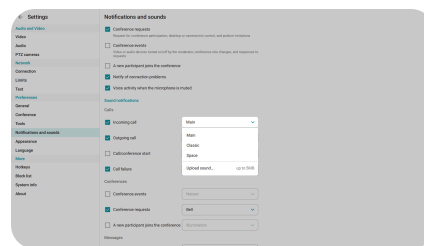
The new version supports the AV1 codec for one-on-one calls, which helps to achieve high video quality even with a low bitrate and weak Internet connection.

Content

codec turns on automatically in a one-in-one call between TrueConf 8.5 users

Custom notification sounds

You can now upload your audio files and set them as sounds for incoming calls and other notifications. **MP3, WAV,** or **M4A** files with a maximum size of 5 MB are supported.



Where to enable? Go to the **Settings — Notifications and sounds** section, select the sound you want to customize, and click the **Upload sound** button in the drop-down menu.

Other changes and improvements

- The **Surveys** section

Content

connected to TrueConf Server 5.5+)

- The output bitrate can now be changed directly during a call or conference in the **Settings — Limits** section
- If the connection is lost, you can now manually reconnect to TrueConf Server — the corresponding button will be displayed in a pop-up notification
- When a call or conference ends, users will see a pop-up window about the calls which were missed during the meeting
- It is now possible to manually select a noise suppression mode in the **Settings — Audio** section
- Links in the **/c/conference_id** format are recognized automatically and converted into hyperlinks
- All links that start with

Content

converted to
hyperlinks

- After the conference end, participants will receive a notification explaining why this meeting ended (it may be helpful when a conference is terminated abruptly due to some network error)
- Vertical orientation is supported for local conference recordings made with the desktop app
- The application for Windows allows users to capture a window with a full-screen PowerPoint presentation
- Persian localization.

For a complete list of updates, check our [changelog](#).



Maria Mihalyova

Date published: 14.08.2025

Content

Try out the secure video conferencing platform TrueConf!

Video conferencing solution TrueConf Server works inside of your closed network without an internet connection and allows you to gather up to 1,500 people in one conference!

 Download

[Learn more →](#)

Content